

NEW HAMPSHIRE PUBLIC UTILITIES COMMISSION  
21 S. FRUIT ST., STE 10 CONCORD, NH 03301-2429  
603-271-2431  
www.puc.nh.gov

Attachment A  
NHPUC Form ILEC-3  
Annual Report  
Part Puc 429.04  
Rev. 3/23/06

**INCUMBENT LOCAL EXCHANGE CARRIER  
ANNUAL REPORT**

**Company:**

**Bretton Woods Telephone Co., Inc.**


**For the Year Ended December 31,**

**2008**

Please enter any comments and notes below.

# STATE OF NEW HAMPSHIRE PUBLIC UTILITIES COMMISSION

Concord, New Hampshire



## Telecommunications Companies Incumbent Local Exchange Carrier

### ANNUAL REPORT OF

### Annual Report of Bretton Woods Telephone Co., Inc.

(If name was changed during the year, enter the previous name and date of change below)

FOR THE YEAR ENDED DECEMBER 31, 2008

FEDERAL TAX ID#

Officer or other person to whom correspondence should be addressed regarding this report:

Name	Karen Wante
Title	V.P. Operations
Address	171 Mt. Washington Hotel Rd. Bretton Woods, NH 03575
Phone Number	603-278-9911
Email Address	bwtelco@worldsurfer.net

**RSA 374:15** Every public utility shall file with the commission reports at such times, verified by oath in such manner, and setting forth such statistics and facts, as may be required by the commission.

**RSA 374:17** Neglect or refusal to file will result in a forfeiture of \$100 per day for each day in default.

**PUC Rule 429.04**-This annual report is due at the commission offices no later than March 31 of each year.

**TABLE OF CONTENTS**

Schedule ID	
<b>A</b>	<b><u>General Corporate Information Schedules</u></b>
A-1.	General Information
A-2.	List of Officers
A-3.	List of Directors
A-4.	Shareholders & Voting Powers
A-5.	List of Exchanges Served Directly
A-6.	Payment to Individuals
A-7.	Management Fees and Expenses
A-8.	Important Changes During Year
A-9.	Financial Reporting Disclosure Instructions
<b>FS</b>	<b><u>Financial Statements</u></b>
FS-10.	Balance Sheet
FS-11.	Income Statement
<b>B</b>	<b><u>Balance Sheet Supporting Schedules</u></b>
B-12A.	Analysis of Telecommunications Plant Accounts
B-12B.	Analysis of Telecommunications Plant-in-Service Retired
B-12C.	Analysis of Entries in Property Held for Future Telecommunications Use
B-12D.	Capital Leases
B-13A.	Analysis of Telecommunications Plant Acquired
B-13B.	Analysis of Telecommunications Plant Purchased From or Sold To Affiliates
B-14A.	Analysis of Entries in Accumulated Depreciation
B-14B.	Bases of Charges for Depreciation
B-15.	Analysis of Entries in Accumulated Amortization
B-16.	Statement of Cash Flows
B-17.	Receivables and Investments Affiliated and Non-Affiliated Companies
B-18.	Other Prepayments
B-19.	Other Current Assets
B-20.	Sinking Funds
B-21.	Other Noncurrent Assets
B-22.	Deferred Charges
B-23.	Unamortized Debt Issuance Expense
B-24.	Long-Term Debt
B-25.	Notes Payable
B-26.	Accounts Payable
B-29.	Other Long Term Liabilities
B-30A.	Other Deferred Credits
B-30B.	Net Deferred Operating Income Taxes
B-30C.	Net Deferred Non-Operating Income Taxes
B-31.	Retained Earnings
B-32.	Dividends Declared
B-33.	Capital Stock
<b>I</b>	<b><u>Income Statement Supporting Schedules</u></b>
I-34.	Operating Revenues
I-34A.	Increase or Decrease in Operating Revenues
I-35.	Operating Expenses
I-35A.	Increase or Decrease in Operating Expenses
I-35B.	Customer Operations Expenses and Corporate Operating Expenses
I-36A.	Other Operating Taxes
I-36B.	Prepaid Taxes and Tax Accruals
I-36C.	Nonoperating Taxes
I-36D.	Extraordinary Items
I-37.	Nonoperating Income and Expenses
I-38.	Other Operating Income and Expenses
I-39.	Special Expenses Attributable to Formal Regulatory Cases
I-40.	Advertising
I-41.	General Services and Licenses
I-42.	Membership Fees and Dues
I-43.	Donations or Payments for Services Rendered by Persons Other than Employees
<b>S</b>	<b><u>Statistical and Other Schedules</u></b>
S-1	Switches and Access Lines In Service
S-2	Outside Plant Statistics - Distribution/Feeder
S-3	Outside Plant Statistics - Interoffice
S-4	Pension Cost
	Signature Page/Oath

**A-1. GENERAL INFORMATION**

- 1. Give the exact name under which the utility does business:  
Bretton Woods Telephone Co., Inc.
  - 2. Full name of any other utility acquired during the year and date of acquisition:  
N/A
  - 3. Location of principal office:  
171 Mt. Washington Hotel Rd., Bretton Woods, NH 03575
  - 4. State whether the utility is a corporation, joint stock association, trust or partnership, or an individual:  
Corporation
  - 5. If a corporation or association, give date of incorporation, State under whose laws incorporated, and whether incorporated under special law:  
NH (7/10/78)
  - 6. If incorporated under special act, given chapter and session date:  
N/A
  - 7. Give date when company was originally organized and date of any reorganization:  
Organized 6/15/47      Reorganized 7/10/78
  - 8. Name and addresses of principal offices of any corporations, trusts or associations owning, controlling or operating respondent:  
LICT, 401 Theodore Fremd Ave., Rye, NY 10580
  - 9. Name and addresses of principal offices of any corporations, trusts or associations owned, controlled or operated by the respondent:  
N/A
  - 10. Date when respondent first began to operate as a utility  
5/1/1980
  - 11. If the respondent is engaged in any business not related to utility operation, provide all details\*:  
Internet Service Provider
  - 12. If the status of the respondent has changed during the year in respect to any of the statements made above, provide all details, including dates  
N/A
  - 13. If the utility is a foreign corporation which operated in New Hampshire prior to June 1, 1911, give date in which permission was granted to operate:  
Stat. Ann 374:25, Exceptions and NH. Rev. Stat. Ann. 374:26 Permission.  
N/A
- \*If engaged in operations of utilities of more than one type, give dates for each.

**OTHER PUBLISHED ANNUAL REPORTS**

- REPORT TO STOCKHOLDERS/MEMBERS.** A copy of the annual report to stockholders or members  was  will be sent to NH PUC on or about  
Annual reports to stockholders or members are not published.
- RUS REPORT.** A copy of the published annual report to the Rural Utilities Service  was  will be sent to NH PUC on or about  
 The respondent does not report to the Rural Utilities Service
- LEC REPORT.** A copy of the respondent's Annual Report for Local Exchange Carriers to NH PUC is attached.

**A-2. LIST OF OFFICERS**

\*Includes compensation received from all sources except directors fees.

Line No.	Title of Officer	Name	Residence	Compensation*
1	Pres/GM	Robert E. Dolan	Rye, NY	\$ -
2	V.P. Operations	Karen M. Wante	Littleton, NH	\$ -
3	Treasurer	Paul Goldstein	Rye, NY	\$ -
4	Assistant Secretary	Tom Hearity	Rye, NY	\$ -
5				\$ -
6				
7				
8				
9				
10				
11				
12				
13				
14				
15				

**A-3. LIST OF DIRECTORS**

	Name	Residence	Length of Term	Term Expires	No. of Meetings Attended Year	Annual Fees*
16	Robert Dolan	Rye, NY	Until Succeeded			\$ 7,000
17	Tom Hearity	Rye, NY	Until Succeeded			\$ 7,000
18	Paul Goldstein	Rye, NY	Until Succeeded			\$ 7,000
19	Neil Kiernan	Rye, NY	Until Succeeded			\$ 2,625
20	Evelyn Jerden	Tucson, AZ	Until Succeeded			\$ 3,500
21	Nancy Hubert	Hood River, OR	Until Succeeded			\$ 3,500
22	Mark Maytum	Fredonia, NY	Until Succeeded			\$ 3,500
23	Kurt Maytum	Fredonia, NY	Until Succeeded			\$ 3,500
24						
25						
26						
27						
28						
29						
30	State Directors' fee per meeting:	\$ -				

**A-4. SHAREHOLDERS AND VOTING POWERS**

Line No.					
1	State total of voting power of all security holders at close of year: Votes:			300	
2	State total number of shareholders of record at close of year according to classes of stock			1	
3					
4					
5	State the total number of votes cast at the latest general meeting:			300	
6	Give date and place of such meeting			10/14/2008 via conference call	
	Give the following information concerning the ten security holders having the highest voting powers in the corporation, the officers, directors and each holder of one percent or more of the voting capital stock. (Section 7, Chapter 182. Laws of 1933)				
	Name	Address	No. of Votes	Number of Shares Owned	
				Common	Preferred
7	Lynch Telephone Corp. IV	401 Theodore Fremd Ave., Rye, NY	300	300	
8					
9					
10					
11					
12					
13					
14					
15					
16					
17					
18					
19					
20					
		<b>Total</b>	300	300	-

**A-5. LIST OF EXCHANGES SERVED DIRECTLY**

List individually each exchange name, exchange NXX , towns served directly, indicating those in which franchise is for limited area by an asterisk (\*) after the town/area's name.

Line No.	Exchange Name	Exchange NXX	Towns Served	Number of Customers	Line No.	Exchange Name	Exchange NXX	Towns Served	Number of Customers
1	Bretton Woods	278	1	478	16			Sub-Total Forwarded	478
2					17				
3					18				
4					19				
5					20				
6					21				
7					22				
8					23				
9					24				
10					25				
11					26				
12					27				
13					28				
14					29				
15					30				
	Sub-Totals Forward:			478		Total:			478

**A-6. PAYMENTS OVER \$10,000**

List here names of all individuals, partnerships, and corporations to whom payments totaling \$10,000 or more for services rendered were made or accrued during the year, and the amount paid or accrued to each. Where payments or accruals to the individual members of a partnership or firm together total \$10,000 or more, list each individual and the amount paid or due each.

Line No.	Name	Address	Amount
1	Advanta	Philadelphia, PA	\$ 31,182
2	AT&T	Dallas, TX	\$ 42,554
3	Blue Ridge Advisory Services Group	Blowing Rock, NC	\$ 19,029
4	B.W. Resort Mgt Co., LLC	Bretton Woods, NH	\$ 16,720
5	F. Chapman Consulting	Portsmouth, NH	\$ 132,736
6	Central Office Systems	Humboldt, TN	\$ 11,532
7	CT. River Bank	Littleton, NH	\$ 58,982
8	Data East	Weare, NH	\$ 45,615
9	Dunkirk & Fredonia Telephone	Fredonia, NY	\$ 18,733
10	FairPoint	Portland, ME	\$ 10,367
11	Graybar	Charlotte, NC	\$ 83,121
12	Hubert, Nancy	Hood River, OR	\$ 23,300
13	LICT	Rye, NY	\$ 86,911
14	Lynch Tel. Corp. IV	Rye, NY	\$ 90,120
15	MG Trust	Denver, CO	\$ 32,777
16	Network Innovations	Carol Stream, IL	\$ 20,435
17	NextGen	Rochester, NH	\$ 10,763
18	Nortel Networks	Chicago, IL	\$ 10,392
19	NTCA Group Health Ins.	Washington, DC	\$ 39,911
20	State of NH	Concord, NH	\$ 53,662
21	PSNH	Manchester, NH	\$ 18,097
22	Randall Telecommunications	New Durham, NH	\$ 23,715
23	USAC	Chicago, IL	\$ 15,377
24	Western New Mexico Telephone	Silver City, NM	32000
25	World Surfer	Bretton Woods, NH	83757.668
	Total		\$ 1,011,789

**A-7. MANAGEMENT FEES AND EXPENSES**

List all individuals, associations, partnerships, corporations or concerns with whom the company has any contract or agreement covering management or supervision of its affairs such as accounting, financing, engineering, construction, purchasing, operation, etc., and show the total amount paid to each for the year. Designate by asterisk (\*) those organizations which are "Affiliates" as defined in Chapter 182, Section 1, Laws of 1993.

Line No.	Name	Date of Contract	Date of Expiration	Character of Service	Amount Paid or Accrued for Each Class	Distribution of Accrual or Payments		
						To Fixed Capital	To Operating Exp.	To Other Accts.
1	Lynch Tel. Corp. IV*	3/15/1992		Management	\$ 75,000		\$ 75,000	
2	Lynch Tel. Corp. IV*	3/15/1992		Acct/Fin/Legal	\$ 15,120		\$ 15,120	
3	Western New Mexico Telephone*	1/1/1993		Cost Study/Acct	\$ 32,000		\$ 32,000	
4	Data East	11/21/1999		Billing Service	\$ 45,615		\$ 45,615	
5								
6								
7								
8								
9								
10								
11								
12								
13								
14								
15								
16								
17								
18								
19								
20								
21								
22								
23								
24								
25								
26								
27								
28								
29								
30								
31								
				<b>Totals</b>	\$ 167,735	\$ -	\$ 167,735	\$ -
32	Have copies of all such contracts or agreements been filed with the Commission?							

Give concise answers to each of the following, numbering them in accordance with the inquiries. Each inquiry should be answered. If "none" or "not applicable" states the fact, that response should be made. If information which answers an inquiry is given elsewhere in the report, reference to the schedule in which it appears will be sufficient.

1. List extensions of the systems (other than additions supplementing existing facilities of the respondent whether by purchase, construction, donation or otherwise. Give the location, new territory covered, and dates of beginning operation, and in case of purchase give also the name and address of the company from which purchased, date of acquisition, and the total consideration given, monetary and otherwise.  
N/A
2. If during the year, a substantial portion or all of the property of the respondent was sold, merged, or abandoned, provide all details, including the location and territory covered. In case of sale or merger, give the effective date, name and address of the successor company, and the consideration given, monetary and otherwise.  
N/A
3. Purchase or sale of an operating unit or system: Give a brief description of the property, and of the transactions relating thereto, and reference to Commission authorization, if any, that was required. Give the date of the journal entries, required by the Uniform System of Accounts that were submitted to the Commission.  
N/A
4. Estimated increase or decrease in annual revenues due to important rate changes: State effective date and approximate amount of increase or decrease for each revenue classification and the customers affected.  
N/A
5. Obligation incurred or assumed by respondent as guarantor for the performance by another of any agreement or obligation, excluding ordinary commercial paper maturing on demand or not later than one year after date of issue: State on behalf of whom the obligation was assumed and amount of the obligation. Give reference to Commission authorization if any was required.  
N/A
6. Changes in articles of incorporation or amendments to charter: Explain the nature and purpose of such changes or amendments.  
N/A
7. Attach a map defining the territory covered by the respondent's operations. A new map is required when changes in territory have occurred and in each year ending in 0 or 5 (e.g., 1990 or 1995). In all other years reference to the report in which the map last appears will be sufficient.  
N/A
8. State the annual effect of each important change in wage scales. Include also the effective date and the portion applicable to operations.  
N/A
9. State briefly the status of any materially important transactions of the respondent not disclosed elsewhere in this report in which an officer, director, security holder reported on page 6, voting trustee, associated company or known associate of any of these persons was a party or in which any such person had a material interest.  
N/A

## A-9. FINANCIAL REPORTING DISCLOSURE INSTRUCTIONS

### Footnote Disclosure:

Financial information presented in statements included within the New Hampshire Public Utilities Commission Annual Report conformance with general accepted accounting principles and the following should be disclosed:

1. Data necessary to prevent the information from being misleading. Accordingly, (a) extraordinary or material, unusual or occurring items; (b) significant principles or practices from those used in the prior year, and (c) the acquisition or disposition, assets or liabilities should be noted.
2. Uncertainties that could affect the fairness of the information, including significant changes in the status of loss contingencies prior year, should be noted.
3. If revenues, costs, or expenses are accrued or deferred in a manner different from that of the prior year, the method used of such accruals or deferrals should be noted.

<b>F-10. BALANCE SHEET</b>					
<b>Assets and Other Debits</b>					
Line No.	Accounts (a)	See Sch.	Current Year End Balance	Previous Year End Balance	Increase or Decrease (d)
<b>CURRENT ASSETS</b>					
1	1130 Cash		\$ 412,618	\$ 355,288	\$ 57,330
2	1130.1 REA Cash				\$ -
3	1130.2 Cash Savings				\$ -
4	1140 Special Cash Deposits				\$ -
5	1150 Working Cash Advances				\$ -
6	1160 Temporary Investments	17	\$ -		\$ -
7	1180 Telecommunications Accounts Receivable	17	\$ 68,014	\$ 70,831	\$ (2,817)
8	1181 Accounts Receivable Allowance-Telecom	17	\$ -		\$ -
9	1190.1 Accounts Receivable from Affiliated Co.	17	\$ 446	\$ 1,639	\$ (1,193)
10	1190.2 Other Accounts Receivable	17	\$ 75,681	\$ 96,902	\$ (21,221)
11	1191 Accounts Receivable Allow.-Affiliates	17	\$ (1,000)	\$ (1,000)	\$ -
12	1200.1 Notes Receivable from Affiliated Companies	17	\$ -		\$ -
13	1200.2 Other Notes Receivable	17	\$ -		\$ -
14	1201 Notes Receivable Allow.-Affiliates	17	\$ -		\$ -
15	1210 Interest and Dividends Receivable	17	\$ -		\$ -
16	1220 Material and Supplies		\$ 2,643	\$ 2,505	\$ 138
17	1290 Prepaid Rents		\$ -	\$ 1,000	\$ (1,000)
18	1300 Prepaid Taxes	36B	\$ -		\$ -
19	1310 Prepaid Insurance		\$ 10,148	\$ 8,949	\$ 1,199
20	1320 Prepaid Directory Expenses				\$ -
21	1330 Other Prepayments	18	\$ 91	\$ 182	\$ (91)
22	1350 Other Current Assets	19	\$ -		\$ -
23	1360 Current Deferred Income Taxes-Dr.				\$ -
24	Total Current Assets		\$ 568,641	\$ 536,296	\$ 32,345
<b>NONCURRENT ASSETS</b>					
25	1401 Investments in Affiliated Companies	17	\$ 76,399	\$ 76,399	\$ -
26	1402 Investments in Non-Affiliated Companies	17	\$ -		\$ -
27	1406 Nonregulated Investments				\$ -
28	1407 Unamortized Debt Issuance Expense	23	\$ -		\$ -
29	1408 Sinking Funds	20	\$ -		\$ -
30	1410 Other Noncurrent Assets	21	\$ -		\$ -
31	1438 Deferred Maintenance & Retirement	22	\$ -		\$ -
32	1439 Deferred Charges	22	\$ 6,198	\$ 6,198	\$ -
33	Total Noncurrent Assets		\$ 82,597	\$ 82,597	\$ -
<b>REGULATED PLANT</b>					
34	2001 Telecommunications Plant in Service	12A	\$ 2,712,137	\$ 2,571,093	\$ 141,044
35	2002 Property Held for Future Telecom. Use	12A	\$ -		\$ -
36	2003 Telecom. Plant Under Const.-Short Term	12A	\$ -		\$ -
37	2004 Telecom. Plant Under Const.-Long Term	12A	\$ -		\$ -
38	2005 Telecommunications Plant Adjustment	12A	\$ -		\$ -
39	2006 Nonoperating Plant	12A	\$ -		\$ -
40	2007 Goodwill	12A	\$ -		\$ -
41	Total Regulated Telecommunications Plant		\$ 2,712,137	\$ 2,571,093	\$ 141,044
42	3100-3300 Less: Accumulated Depreciation	14A	\$ 2,015,865	\$ 1,835,886	\$ 179,979
43	3410-3600 Less: Accumulated Amortization	15	\$ 22,700	\$ 19,096	\$ 3,604
44	Net Telecommunications Plant		\$ 673,572	\$ 716,111	\$ (42,539)
45	Telecommunications Plant Adjustment				\$ -
46	<b>TOTAL ASSETS AND OTHER DEBITS</b>		\$ 1,324,810	\$ 1,335,004	\$ (10,194)

<b>F-10. BALANCE SHEET</b>					
<b>Liabilities and Stockholders' Equity</b>					
Line No.	Accounts (a)	See Sch.	Current Year End Balance	Previous Year End Balance	Increase or (Decrease) (d)
<b>CURRENT LIABILITIES</b>					
1	4010 Accounts Payable	26	\$ 98,688	\$ 50,416	\$ 48,272
2	4020 Notes Payable	25	\$ -	\$ -	\$ -
3	4030 Advanced Billing and Payment				\$ -
4	4040 Customer Deposits		\$ 2,120	\$ 3,006	\$ (886)
5	4050 Current Maturities-Long Term Debt	24	\$ -	\$ -	\$ -
6	4060 Current Maturities-Capital Leases	12D	\$ -	\$ -	\$ -
7	4070 Income Taxes-Accrued	36B	\$ 44,281	\$ 39,458	\$ 4,823
8	4080 Other Taxes-Accrued	36B	\$ (5,348)	\$ 3,737	\$ (9,085)
9	4100 Net Current Deferred Operating Income Taxes	30B	\$ -	\$ -	\$ -
10	4110 Net Current Deferred Non-Operating Income Taxes	30C	\$ -	\$ -	\$ -
11	4120 Other Accrued Liabilities	26	\$ 55,113	\$ 139,560	\$ (84,447)
12	4130 Other Current Liabilities	26	\$ (406)	\$ -	\$ (406)
13	Total Current Liabilities		\$ 194,448	\$ 236,177	\$ (41,729)
<b>LONG TERM DEBT</b>					
14	4210 Funded Debt	24	\$ -	\$ -	\$ -
15	4220 Premium on Long Term Debt				\$ -
16	4230 Discount on Long Term Debt				\$ -
17	4240 Reacquired Debt				\$ -
18	4250 Obligation Under Capital Leases	12D	\$ -	\$ -	\$ -
19	4260 Advances from Affiliated Companies	24	\$ -	\$ -	\$ -
20	4270 Other Long Term Debt	24	\$ -	\$ -	\$ -
21	Total Long Term Debt		\$ -	\$ -	\$ -
<b>OTHER LIABILITIES AND DEFERRED CREDITS</b>					
22	4310 Other Long-Term Liabilities	29	\$ -	\$ -	\$ -
23	4320 Unamortized Operating Investment Tax Credits-Net				\$ -
24	4330 Unamortized Non-Operating Investment Tax Credits-Net				\$ -
25	4340 Net Non-current Deferred Operating Income Taxes	30B	\$ 40,755	\$ 35,390	\$ 5,365
26	4350 Net Non-current Deferred Non-Operating Income Taxes	30C	\$ -	\$ -	\$ -
27	4360 Other Deferred Credits	30A	\$ -	\$ -	\$ -
28	Total Other Liabilities and Deferred Credits		\$ 40,755	\$ 35,390	\$ 5,365
<b>STOCKHOLDERS' EQUITY</b>					
29	4510.1 Capital Stock-Common	33	\$ 168,000	\$ 168,000	\$ -
30	4510.2 Capital Stock-Preferred	33	\$ -	\$ -	\$ -
31	4520 Additional Paid-in Capital	33	\$ 100,414	\$ 100,414	\$ -
32	4530.1 Treasury Stock-Common				\$ -
33	4530.2 Treasury Stock-Preferred				\$ -
34	4540 Other Capital				\$ -
35	4550 Retained Earnings	31	\$ 826,444	\$ 795,023	\$ 31,421
36	Total Stockholders' Equity		\$ 1,094,858	\$ 1,063,437	\$ 31,421
37	<b>TOTAL LIABILITIES AND STOCKHOLDERS' EQUITY</b>		\$ 1,330,061	\$ 1,335,004	\$ (4,943)

F-11. INCOME STATEMENT				
Line No.	Item (a)	See Sch.	Amount for the Current Year (b)	Increase over Preceding Year (c)
<b>INCOME</b>				
<b>TELEPHONE OPERATING INCOME</b>				
1	Operating Revenues	34	\$ 1,057,213	\$ (10,854)
2	Operating Expenses	35	\$ 1,157,427	\$ 126,211
3	Net Telephone Operating Revenues		\$ (100,214)	\$ (137,065)
<b>OTHER OPERATING INCOME AND EXPENSES</b>				
4	7100 Other Operating Income and Expense	38	\$ -	\$ -
5	Telephone Operating Revenue Before Taxes		\$ (100,214)	\$ (137,065)
<b>OPERATING TAXES</b>				
6	7210 Operating Investment Tax Credits-Net			\$ -
7	7220 Operating Federal Income Taxes			\$ -
8	7230 Operating State and Local Income Taxes			\$ -
9	7240 Other Operating Taxes	36A		\$ -
10	7250 Provision for Deferred Operating Income Taxes-Net	30B		\$ -
11	Total Operating Taxes		\$ -	\$ -
12	Net Operating Income		\$ (100,214)	\$ (137,065)
<b>NON-OPERATING INCOME AND EXPENSES</b>				
13	7300 Non-Operating Income and Expenses	37	\$ 108,744	\$ 13,088
14				
<b>NON-OPERATING TAXES</b>				
15	7400 Non-Operating Taxes	36C	\$ -	\$ -
16				
17	Net Non-Operating Income		\$ 108,744	\$ 13,088
18	Income Available for Fixed Charges		\$ 8,530	\$ (123,977)
<b>INTEREST AND RELATED ITEMS</b>				
19	7510 Interest on Funded Debt	24	\$ -	\$ -
20	7520 Interest Expense-Capital Leases	12D	\$ -	\$ -
21	7530 Amortization of Debt Issuance Expense	23	\$ -	\$ -
22	7540 Other Interest Deductions		\$ (297)	\$ (297)
23	Total Interest and Related Items		\$ (297)	\$ (297)
24	Income Before Extraordinary Items		\$ 8,827	\$ (123,680)
<b>EXTRAORDINARY ITEMS</b>				
25	7600 Extraordinary Items	36D	\$ -	
26				
<b>JURISDICTIONAL DIFFERENCES AND NON-REGULATED INCOME ITEMS</b>				
27	7990 Non-Regulated Net Income			\$ -
28	Total Jurisdictional Differences and Extraordinary Items		\$ -	\$ -
29	Net Income	16	\$ 8,827	\$ (123,680)

## NOTES TO INCOME STATEMENT

- Refunds to subscribers, in the event of an adverse decision in pending rate proceedings, would reduce the amount of "Operating revenues" for the current year by approximately : \$
- Investment credits realized were given immediate total flow through treatment in the amount of : \$
- The rate(s) used during the year in capitalizing interest during construction and basis upon which the rate(s) was determined.

**B-12A. ANALYSIS OF TELECOMMUNICATIONS PLANT ACCOUNTS**

1. Report in Column (c) all amounts relating to purchases of plant accounted for in accordance with Paragraphs (1) and (2) of Puc 409.03 (b) of the Uniform System of Accounts for Telecommunications Companies.
2. Each transfer or adjustment between accounts listed in this schedule, or between accounts listed in this schedule and other accounts, shall be included in column (g) and explained in a note, except the following which shall be included in columns (c) thru (f), as appropriate: (1) transfers and adjustments amounting to less than \$5,000; (2) adjustments and corrections of additions and retirements for the current or the preceding year; (3) transfers involving account 2003 and 2004, the plant accounts, the account 2002 made in connection with the closing of records of construction work orders or authorizations, and (4) routine entries relating to the acquisition, sale, retirement, or change in the use of plant, such as transfers among accounts 2111 to 2690, inclusive, 1439, 2002 and 2005.
3. Credits to accounts listed in this schedule relating to property retired and charged to account 2006 "Non-Operating Plant" shall be included in column (f).
4. List each of the depreciable plant accounts and all subclasses of plant in column (a) for which a depreciable rate has been determined and as a subtotal for each primary account.

Line No.	Account (a)	Balance At Beginning Of The Year (b)	CHARGES DURING THE YEAR		CREDITS DURING THE YEAR			Balance At End Of The Year (h)
			Plant Acquired From Predecessors (See Inst. 1) (c)	Other Plant Added (d)	Plant Sold With Traffic (e)	Transfers and Other Plant Retired (f)	Adjustments (Charges and Credits) (g)	
<b>TELECOMMUNICATIONS PLANT IN SERVICE</b>								
1	2002 Property Held for Future Telecom Use							\$ -
2	2003 Telecommunications Plant Under Construction - Short Term							\$ -
3	2004 Telecommunications Plant Under Construction - Long Term							\$ -
4	2005 Telecommunications Plant Adjustment							\$ -
5	2006 Non-Operating Plant							\$ -
6	2007 Goodwill							\$ -
7	Subtotal	\$ -	\$ -	\$ -	\$ -	\$ -	\$ -	\$ -
<b>LAND AND SUPPORT ASSETS</b>								
8	2111 Land							\$ -
9	2112 Motor Vehicles	\$ 50,341						\$ 50,341
10	2113 Aircraft							\$ -
11	2114 Special Purpose Vehicles	\$ 35,269						\$ 35,269
12	2115 Garage Work Equipment							\$ -
13	2116 Other Work Equipment							\$ -
14	2121 Buildings	\$ 94,870		\$ 9,157				\$ 104,027
15	2122 Furniture	\$ 3,602						\$ 3,602
16	2123 Office Equipment	\$ 120,634		\$ 16,695		\$ 6,044		\$ 131,285
17	2124 General Purpose Computers	\$ 39,996		\$ 2,471		\$ 2,741		\$ 39,726
18	Subtotal	\$ 344,712	\$ -	\$ 28,323	\$ -	\$ 8,785	\$ -	\$ 364,250

**B-12A. ANALYSIS OF TELECOMMUNICATIONS PLANT ACCOUNTS (continued)**

Line No.	Account (a)	Balance At Beginning Of The Year (b)	CHARGES DURING THE YEAR		CREDITS DURING THE YEAR			Balance At End Of The Year (h)
			Plant Acquired From Predecessors (See Inst. 1) (c)	Other Plant Added (d)	Plant Sold With Traffic (e)	Transfers and Other Plant Retired (f)	Adjustments (Charges and Credits) (g)	
<b>CENTRAL OFFICE SWITCHING</b>								
19	2211 Analog Electronic Switching							\$ -
20	2212 Digital Electronic Switching	\$ 858,129		\$ 4,617		\$ 14,780		\$ 847,966
21	2215 Electro-Mechanical Switching							\$ -
22	2220 Operator System							\$ -
23	2230 Central Office Transmission							\$ -
24	Subtotal	\$ 858,129	\$ -	\$ 4,617	\$ -	\$ 14,780	\$ -	\$ 847,966
<b>INFORMATION ORIGATION-TERMINATION</b>								
25	2311 Station Apparatus	\$ 324,099						\$ 324,099
26	2321 Customer Premises Wiring							\$ -
27	2341 Large Private Branch Exchanges							\$ -
28	2351 Public Telephone Terminal Equipment							\$ -
29	2362 Other Terminal Equipment	\$ 251,245		\$ 75,013				\$ 326,258
30	Subtotal	\$ 575,344	\$ -	\$ 75,013	\$ -	\$ -	\$ -	\$ 650,357
<b>CABLE AND WIRE FACILITIES</b>								
31	2411 Poles	\$ 3,351						\$ 3,351
32	2421 Aerial Cable	\$ 162,399		\$ 22,738				\$ 185,137
33	2422 Underground Cable	\$ 395,955		\$ 33,918				\$ 429,873
34	2423 Buried Cable	\$ 127,140						\$ 127,140
35	2424 Submarine Cable							\$ -
36	2426 Intrabuilding Network Cable							\$ -
37	2431 Aerial Wire							\$ -
38	2441 Conduit System	\$ 13,954						\$ 13,954
39	Subtotal	\$ 702,799	\$ -	\$ 56,656	\$ -	\$ -	\$ -	\$ 759,455
<b>AMORTIZABLE ASSETS</b>								
40	2681 Capital Leases							\$ -
41	2682 Leasehold Improvements	\$ 90,109						\$ 90,109
42	2690 Intangibles							\$ -
43	Subtotal	\$ 90,109	\$ -	\$ -	\$ -	\$ -	\$ -	\$ 90,109
44	2001 (A/C 2110 thru 2690) (Summary A/C)	\$ 2,571,093	\$ -	\$ 164,609	\$ -	\$ 23,565	\$ -	\$ 2,712,137
45	<b>Total</b>	\$ 2,571,093	\$ -	\$ 164,609	\$ -	\$ 23,565	\$ -	\$ 2,712,137

**B-12B. ANALYSIS OF TELECOMMUNICATIONS PLANT-IN-SERVICE RETIRED**

1. Respondents shall report in column (b) amounts charged or credited to the accounts identified in column (a) that are related to plant sold with traffic and in column (c) amounts charged or credited to the accounts identified in column (a) that are related to other plant retired.
2. Charges to Account 3100, Accumulated Depreciation, reported in column (c) shall be reported gross salvage and cost of removal entries (see Schedule 14A).
3. In the space provided at the bottom of the schedule, respondents shall provide a full explanation of other accounts charged or credited.

Line No.	Account Charged (or Credited) (a)	AMOUNTS RELATING TO	
		Plant Sold With Traffic (b)	Other Plant Retired (c)
1	3100 Accumulated Depreciation Ref 14A		\$ 23,565
2	3200 Accumulated Depreciation - Held for Future Telecom. Use		
3	3300 Accumulated Depreciation - Non-Operating		
4	3410 Accumulated Amortization - Capitalized Leases		\$ -
5	3420 Accumulated Amortization - Leasehold Improvements		
6	3500 Accumulated Amortization - Intangible		
7	3600 Accumulated Amortization - Other		
8	2006 Non-Operating Plant		
9	7150 Gains and Losses from the Disposition of Land and Artwork		
10	7160 Other Operating Gains and Losses		
11	Cash or Other Asset Account (Net Selling Price of Depreciable Plant Sold With Traffic)		
12	Cash or Other Asset Account (Net Selling Price of Nondepreciable Plant Sold)		
13	Other Accounts Specified		
14			
15	Totals	\$ -	\$ 23,565

**FULL EXPLANATION OF AMOUNTS REPORTED ABOVE ON LINE 13:**

**B-12C. ANALYSIS OF ENTRIES IN PROPERTY HELD FOR FUTURE TELECOMMUNICATIONS USE (Account 2002)**

1. Respondents shall report in column (a) each item amounting individually to \$5,000 or more and report all others in the aggregate. Amounts reported on this schedule shall be rounded to the nearest thousand dollars.
2. In column (b) respondents shall enter the date the property was recorded in Account 2002, Property Held for the Future Telecommunications Use.
3. In column (c) respondents shall enter the dollars related to the property identified in column (a) at the beginning of the calendar year covered by the report.

Line No.	Location and Description of Property (a)	Date Included in Account 2002 (b)	Book cost of Property Beginning of Year (c)
1	NONE		\$ -
2			
3			
4			
5			
6			
7			
8			
9			
10			
11			
12			
13			
14			
15			
16			
17			
18			
19			
20			
21			
22			
23			
24			
25			
26			
27			
28			
29			
30			
31			
32			
33			
34			
35			
36			
37			
38			
39			
40			
41			
42			

**B-12C. ANALYSIS OF ENTRIES IN PROPERTY HELD FOR FUTURE TELECOMMUNICATIONS USE (Account 2002) (continued)**

- 4. In column (d) and (e) respondents shall enter additions and retirements, respectively.
- 5. In column (f) respondents shall enter transfers and adjustments and corrections during the calendar year and fully explain each amount recorded in column (f) which exceeds \$1,000.
- 6. In column (g) respondents shall enter the dollars related to the property identified in column (a) remaining Account 2002 at the close of the calendar year.

Line No.	Additions During the Year (d)	Retirements During the Year (e)	Transfers and Adjustments Charges and (Credits) (f)	Book cost of Property at End of Year (g)
1	\$ -	\$ -	\$ -	\$ -
2				\$ -
3				\$ -
4				\$ -
5				\$ -
6				\$ -
7				\$ -
8				\$ -
9				\$ -
10				\$ -
11				\$ -
12				\$ -
13				\$ -
14				\$ -
15				\$ -
16				\$ -
17				\$ -
18				\$ -
19				\$ -
20				\$ -
21				\$ -
22				\$ -
23				\$ -
24				\$ -
25				\$ -
26				\$ -
27				\$ -
28				\$ -
29				\$ -
30				\$ -
31				\$ -
32				\$ -
33				\$ -
34				\$ -
35				\$ -
36				\$ -
37				\$ -
38				\$ -
39				\$ -
40				\$ -
41				\$ -
42				\$ -

**B-12D. CAPITAL LEASES**

1. In column (a) on page 18, the respondent shall list in account number order each category of plant (Class A account level) for which capital leases are recorded.
2. In succeeding columns, respondents shall disclose in column (b) the present value of the lease commitment at the inception of the lease, in column (c) the accumulated amortization at the close of the period covered by the report, and column (d) the net book value balance at the close of the period (column b minus column c).

Line No.	Type of Property (a)	Capitalized Amount (b)	Accumulated Amortization in Account 3410 (c)	Balance (d)
1	NONE			\$ -
2				\$ -
3				\$ -
4				\$ -
5				\$ -
6				\$ -
7				\$ -
8				\$ -
9				\$ -
10				\$ -
11				\$ -
12				\$ -
13				\$ -
14				\$ -
15				\$ -
16				\$ -
17				\$ -
18				\$ -
19				\$ -
20				\$ -
21				\$ -
22				\$ -
23				\$ -
24				\$ -
25				\$ -
26				\$ -
27				\$ -
28				\$ -
29				\$ -
30	<b>Total</b>	\$ -	\$ -	\$ -

**B-12D. CAPITAL LEASES (continued)**

- 3. In column (e) on page 19, the respondents shall list in account number each category of plant for which capital leases are recorded. Line numbers on page 2 shall correspond with line numbers on page 18.
- 4. In column (f) and (g) respondents shall disclose the amount of the lease obligation to be paid during the coming year to the lessor and the remaining long-term lease obligation at the close of the year covered by the report.
- 5. In column (h), (i) and (j), respondents shall report the annual lease cost components called for in the column headings and paid during the year covered by the report.

Line No.	Type of Property (e)	Lease Obligation		Annual Lease Cost Components		
		Current Account 4060 (f)	Long-Term Account 4250 (g)	Amortization Account 6563 (h)	Interest Account 7520 (i)	Other (j)
1						
2						
3						
4						
5						
6						
7						
8						
9						
10						
11						
12						
13						
14						
15						
16						
17						
18						
19						
20						
21						
22						
23						
24						
25						
26						
27						
28						
29						
30	<b>Total</b>	\$ -	\$ -	\$ -	\$ -	\$ -

**B-13A. ANALYSIS OF TELECOMMUNICATIONS PLANT ACQUIRED (Account 1439)**

1. Report separately each acquisition with respect to which an amount was included in account 1439 at any time during the year, except that minor acquisitions, each with a purchase price of less than \$10,000 accounted for (a) on the basis of cost of acquisition, or (b) on the basis of original cost where there were no entries in account 2005, "Telecommunications Plant Adjustment" may be reported in the aggregate on a separate line for each group.
2. List first the data relating to those acquisitions included in account 1439 at the beginning of the year (except minor acquisitions) and the list data for the acquisition during the year.

Line No.	Name of Vendor (a)	Balance at Beginning of the Year (b)	DEBITS DURING THE YEAR			
			Purchase Price (c)	Reserve Requirement (d)	Acquisitions Expenses (e)	Other (g)
1	NONE					
2						
3						
4						
5						
6						
7						
8						
9						
10						
11						
12						
13						
14						
15						
16						
17						
18						
19						
20						
21	<b>Total</b>	\$ -	\$ -	\$ -	\$ -	\$ -

**B-13A. ANALYSIS OF TELECOMMUNICATIONS PLANT ACQUIRED (Account 1439) (continued)**

- 3. Provide explanatory footnotes for each amount included in column (j).
- 4. Clearances of residual credit amounts from account 1439 to account 2005 shall be reported in column (h) enclosed in parentheses.

Line No.	Name of Vendor (a)	CREDITS DURING THE YEAR				Balance at End Of the Year (k)
		Amounts Cleared to		Other Clearances		
		Account 2001 (g)	Account 2005 (h)	Acct. No. (i)	Amount (j)	
1						\$ -
2						\$ -
3						\$ -
4						\$ -
5						\$ -
6						\$ -
7						\$ -
8						\$ -
9						\$ -
10						\$ -
11						\$ -
12						\$ -
13						\$ -
14						\$ -
15						\$ -
16						\$ -
17						\$ -
18						\$ -
19						\$ -
20						\$ -
21	<b>Total</b>	\$ -	\$ -	\$ -	\$ -	\$ -

**B-13B. ANALYSIS OF TELECOMMUNICATIONS PLANT PURCHASED FROM OR SOLD TO AFFILIATES**

1. Report separately by affiliate and account number, sales and/or purchases with respect to which an amount was included in Account 2001 at any time during the year. The net book value included in column (f) shall equal gross investment less applicable accumulated depreciation and other appropriate items (column (e)).
2. A "P" in column (a) represents a purchase. An "S" in column (a) represents a sale.

Line No.	Type of Trans. (a)	Name of Affiliate (b)	Original Cost (c)	Accumulated Depreciation (d)	Other (e)	Net Book Value (f)	Fair Market Value (g)	Purchase Price (g)	Sale Price (h)
1		NONE	\$ -	\$ -	\$ -	\$ -	\$ -	\$ -	\$ -
2									
3									
4									
5									
6									
7									
8									
9									
10									
11									
12									
13									
14									
15									
16									
17									
18									
19									
20									
21									
22									
23									
24									
25									
26									
27									
28									
29									

**B-14A. ANALYSIS OF ENTRIES IN ACCUMULATED DEPRECIATION (Accounts 3100-3200)**

1. Respondents shall enter in column (b) the accumulated depreciation balance at the beginning of the calendar year for each line item in column (a).
2. Respondents shall enter in column (c) the credits to accumulated depreciation as a result of charges to Account 6561, Depreciation Expense, and in column (d) other credits to accumulated depreciation. Other credits shall be noted and explained in a separate sheet accompanying the schedule. In column (e) respondents will enter the total of credits reported in columns (c) and (d).

Line No.	Plant Account (a)	Balance At Beginning Of The Year (b)	Credits During the Year		Total (e)
			Charged to Accounts 6561 (c)	Other Credits (specified) (d)	
<b>Support Assets</b>					
1	2112 Motor Vehicles	\$ 50,341			\$ -
2	2113 Aircraft				\$ -
3	2114 Special Purpose Vehicles	\$ 35,269			\$ -
4	2115 Garage Work Equipment				\$ -
5	2116 Other Work Equipment				\$ -
6	2121 Buildings	\$ 43,444	\$ 4,956		\$ 4,956
7	2122 Furniture	\$ 3,730			\$ -
8	2123 Office Equipment	\$ 66,430	\$ 26,505		\$ 26,505
9	2124 General Purpose Computers	\$ 32,381	\$ 7,919		\$ 7,919
10	Total Support Assets	\$ 231,595	\$ 39,380	\$ -	\$ 39,380
<b>Central Office Switching</b>					
11	2211 Analog Electronic Switching				\$ -
12	2212 Digital Electronic Switching	\$ 819,687	\$ 86,031		\$ 86,031
13	2215 Electro-Mechanical Switching				\$ -
14	2220 Operator System				\$ -
15	Total Central Office Switching	\$ 819,687	\$ 86,031	\$ -	\$ 86,031
<b>Central Office Transmission</b>					
16	2230 Central Office Transmission	\$ 384,248			\$ -
17	Total Central Office Transmission	\$ 384,248	\$ -	\$ -	\$ -
<b>Information Origination/Termination</b>					
18	2311 Station Apparatus		\$ 11,772		\$ 11,772
19	2321 Customer Premises Wiring				\$ -
20	2341 Large Private Branch Exchanges				\$ -
21	2351 Public Telephone Terminal Equipment	\$ 111			\$ -
22	2362 Other Terminal Equipment		\$ 31,162		\$ 31,162
23	Total Information Origination/Termination	\$ 111	\$ 42,934	\$ -	\$ 42,934
<b>Cable and Wire Facilities</b>					
24	2411 Poles	\$ (1,058)	\$ 165		\$ 165
25	2421 Aerial Cable	\$ 101,837	\$ 7,603		\$ 7,603
26	2422 Underground Cable	\$ 164,361	\$ 20,376		\$ 20,376
27	2423 Buried Cable	\$ 121,853	\$ 6,357		\$ 6,357
28	2424 Submarine Cable				\$ -
29	2426 Intrabuilding Network Cable				\$ -
30	2431 Aerial Wire				\$ -
31	2441 Conduit System	\$ 13,252	\$ 698		\$ 698
32	Total Cable and Wire Facilities	\$ 400,245	\$ 35,199	\$ -	\$ 35,199
33	Other Account (specify):				\$ -
34	<b>Total</b>	\$ 1,835,886	\$ 203,544	\$ -	\$ 203,544

**B-14A. ANALYSIS OF ENTRIES IN ACCUMULATED DEPRECIATION (Accounts 3100-3200) (continued)**

3. Respondents shall report in column (f) and (h) charges (debits) to accumulated depreciation for plant sold with traffic and other plant retired, respectively. In column (h) respondents shall report other charges (debits) to accumulated depreciation. Other charges (debits) shall be noted and explained in a separate sheet accompanying the schedule. In column (i) respondents will enter the total of charges (debits) reported in columns (f), (g), and (h). In column (j) respondents shall report the balance at the close of the calendar year for each item in column (a).

Line No.	For Plant Sold with Traffic (see col. (p)) (f)	Charges During the Year		Total (i)	Balance at End Of The Year (j)
		For Other Plant Retired (see col. (V)) (g)	Other Charges (specify) (h)		
1	\$ -	\$ -		\$ -	\$ 50,341
2	\$ -	\$ -		\$ -	\$ -
3	\$ -	\$ -		\$ -	\$ 35,269
4	\$ -	\$ -		\$ -	\$ -
5	\$ -	\$ -		\$ -	\$ -
6	\$ -	\$ -		\$ -	\$ 48,400
7	\$ -	\$ -		\$ -	\$ 3,730
8	\$ -	\$ 6,044		\$ 6,044	\$ 86,891
9	\$ -	\$ 2,741		\$ 2,741	\$ 37,559
10	\$ -	\$ 8,785	\$ -	\$ 8,785	\$ 262,190
11	\$ -	\$ -		\$ -	\$ -
12	\$ -	\$ 14,780		\$ 14,780	\$ 890,938
13	\$ -	\$ -		\$ -	\$ -
14	\$ -	\$ -		\$ -	\$ -
15	\$ -	\$ 14,780	\$ -	\$ 14,780	\$ 890,938
16	\$ -	\$ -		\$ -	\$ 384,248
17	\$ -	\$ -	\$ -	\$ -	\$ 384,248
18	\$ -	\$ -		\$ -	\$ 11,772
19	\$ -	\$ -		\$ -	\$ -
20	\$ -	\$ -		\$ -	\$ -
21	\$ -	\$ -		\$ -	\$ 111
22	\$ -	\$ -		\$ -	\$ 31,162
23	\$ -	\$ -	\$ -	\$ -	\$ 43,045
24	\$ -	\$ -		\$ -	\$ (893)
25	\$ -	\$ -		\$ -	\$ 109,440
26	\$ -	\$ -		\$ -	\$ 184,737
27	\$ -	\$ -		\$ -	\$ 128,210
28	\$ -	\$ -		\$ -	\$ -
29	\$ -	\$ -		\$ -	\$ -
30	\$ -	\$ -		\$ -	\$ -
31	\$ -	\$ -		\$ -	\$ 13,950
32	\$ -	\$ -	\$ -	\$ -	\$ 435,444
33	\$ -	\$ -		\$ -	\$ -
34	\$ -	\$ 23,565	\$ -	\$ 23,565	\$ 2,015,865

**B-14A. ANALYSIS OF ENTRIES IN ACCUMULATED DEPRECIATION (Accounts 3100-3200) (continued)**

4. Respondents shall enter in column (m) through (p) the data requested in the column headings for plant sold with traffic which was reported in column (f).
5. Respondents shall enter in column (q) through (v), the data requested for other plant retired, which was requested in column (g).
6. Each column shall be subtotaled in the spaces provided.

Line No.	Plant Account (l)	DATA RELATING TO PLANT SOLD WITH TRAFFIC (see column (f))			
		Book Cost (m)	Selling Price (n)	Commissions and Other Expenses (o)	Charge to Reserve (p)
<b>Support Assets</b>					
1	2112 Motor Vehicles				\$ -
2	2113 Aircraft				\$ -
3	2114 Special Purpose Vehicles				\$ -
4	2115 Garage Work Equipment				\$ -
5	2116 Other Work Equipment				\$ -
6	2121 Buildings				\$ -
7	2122 Furniture				\$ -
8	2123 Office Equipment				\$ -
9	2124 General Purpose Computers				\$ -
10	Total Support Assets	\$ -	\$ -	\$ -	\$ -
<b>Central Office Switching</b>					
11	2211 Analog Electronic Switching				\$ -
12	2212 Digital Electronic Switching				\$ -
13	2215 Electro-Mechanical Switching				\$ -
14	2220 Operator System				\$ -
15	Total Central Office Switching	\$ -	\$ -	\$ -	\$ -
<b>Central Office Transmission</b>					
16	2230 Central Office Transmission				\$ -
17	Total Central Office Transmission	\$ -	\$ -	\$ -	\$ -
<b>Information Origination/Termination</b>					
18	2311 Station Apparatus				\$ -
19	2321 Customer Premises Wiring				\$ -
20	2341 Large Private Branch Exchanges				\$ -
21	2351 Public Telephone Terminal Equipment				\$ -
22	2362 Other Terminal Equipment				\$ -
23	Total Information Origination/Termination	\$ -	\$ -	\$ -	\$ -
<b>Cable and Wire Facilities</b>					
24	2411 Poles				\$ -
25	2421 Aerial Cable				\$ -
26	2422 Underground Cable				\$ -
27	2423 Buried Cable				\$ -
28	2424 Submarine Cable				\$ -
29	2426 Intrabuilding Network Cable				\$ -
30	2431 Aerial Wire				\$ -
31	2441 Conduit System				\$ -
32	Total Cable and Wire Facilities	\$ -	\$ -	\$ -	\$ -
33	Other Account (specify):				\$ -
34	<b>Total</b>	\$ -	\$ -	\$ -	\$ -

**B-14A. ANALYSIS OF ENTRIES IN ACCUMULATED DEPRECIATION (Accounts 3100-3200) (continued)**

Line No.	DATA RELATING TO OTHER PLANT RETIRED (see Col. (g))					
	Charge (or Credit) to Surplus (q)	Book Cost (r)	Cost of Removal (s)	Salvage and Insurance (t)	Miscellaneous Adjustments (u)	Net Charge to Reserve (v)
						\$ -
						\$ -
						\$ -
						\$ -
						\$ -
		\$ 6,044				\$ 6,044
		\$ 2,741				\$ 2,741
	\$ -	\$ 8,785	\$ -	\$ -	\$ -	\$ 8,785
						\$ -
		\$ 14,780				\$ 14,780
						\$ -
						\$ -
	\$ -	\$ 14,780	\$ -	\$ -	\$ -	\$ 14,780
						\$ -
	\$ -	\$ -	\$ -	\$ -	\$ -	\$ -
						\$ -
						\$ -
						\$ -
						\$ -
						\$ -
	\$ -	\$ -	\$ -	\$ -	\$ -	\$ -
						\$ -
	\$ -	\$ 23,565	\$ -	\$ -	\$ -	\$ 23,565

**B-14B. BASES OF CHARGES FOR DEPRECIATION**

1. Report under each of the plant accounts in column (a) all subclasses of plant for which a depreciation rate is determined and a subtotal for each primary account.
2. The net salvage factors in column (d) shall be shown as a percentage of original cost.
3. A "W" in column (b) indicates a whole life rate in column (f), an average service life in column (c) and average net salvage in column (d); and "R" indicates a remaining life rate in column (f), an average remaining life in column (c), a future net salvage in column (d).
4. For each plant account, report in column (f) the prescribed depreciation rate or those used by the utility in accordance with USOA.
5. The depreciation rate in column (f) for primary plant accounts for which subclasses or vintages are used, the life in column (c), net salvage percentage in column (d) and the accumulated depreciation percentage in column (e) are to be composite so that the resulting calculated composite rate produces the same charge to operating expenses as the sum of the individual rates applied to the individual classes of plant.

Line No.	Primary Acct. No.	Name or Description of Subclass (a)	Whole or Remaining Life (b)	Life (Years) (c)	*Net Salvage (%) (d)	Depreciation		Ratio of Depreciation Charges to Avg. Monthly Book Cost (%) (g)
						*Reserve (%) (e)	**Rate (%) (f)	
1	2112	MOTOR VEHICLES	W	5	0.0%		20.0%	
2	2115	GARAGE WORK EQUIPMENT			0.0%		0.0%	
3	2116	OTHER WORK EQUIPMENT	W	5	0.0%		20.0%	
4	2121	BUILDINGS	W	20	0.0%		5.0%	
5	2122	FURNITURE	W	5	0.0%		20.0%	
6	2123	OFFICE EQUIPMENT	W	5	0.0%		20.0%	
7	2124	GENERAL PURPOSE COMPUTERS	W	5	0.0%		20.0%	
8	2212	CENTRAL OFFICE EQUIPMENT - SWITCH	W	10	0.0%		10.0%	
9	2232	CIRCUIT EQUIPMENT			0.0%		0.0%	
10	2411	POLES	W	20	0.0%		5.0%	
11	2421	AERIAL CABLE	W	20	0.0%		5.0%	
12	2422	UNDERGROUND CABLE	W	20	0.0%		5.0%	
13	2423	BURIED CABLE	W	20	0.0%		5.0%	
14	2431	AERIAL WIRE			0.0%		0.0%	
15	2441	CONDUIT SYSTEM	W	20	0.0%		5.0%	
16					0.0%		0.0%	
17					0.0%		0.0%	
18					0.0%		0.0%	
19					0.0%		0.0%	
20					0.0%		0.0%	
21					0.0%		0.0%	
22					0.0%		0.0%	
23					0.0%		0.0%	
24					0.0%		0.0%	
25					0.0%		0.0%	
26					0.0%		0.0%	
27					0.0%		0.0%	
28					0.0%		0.0%	
29		*Composite rate for all depreciable accounts						XXXXXXX
30		**Composite rate for all plant accounts included in Account 2001						XXXXXXX
31								
32		Ratio to all Depreciable accounts						
33		Ratio to all plant accounts included in Account 2001						

**B-15. ANALYSIS OF ENTRIES IN ACCUMULATED AMORTIZATION (Accounts 3410, 3420, 3500, 3600)**

1. For each account identified in the column headings for column (b) through (e), respondents shall enter credits to accumulated amortization for charges to the account identified in column (a). If charges are made to an account not specified in column (a), respondents shall insert the account number and title in the space provided in column (a) and the amounts in the appropriate column.
2. At the bottom of the schedule respondents shall describe how the annual amortization charges were determined for amounts reported in columns (d) and (e).

Line No.	Particulars (a)	Amounts Applicable to Account 3410 (b)	Amounts Applicable to Account 3420 (c)	Amounts Applicable to Account 3500 (d)	Amounts Applicable to Account 3600 (e)
1	Balance at beginning of the year		\$ 19,096		
	<b>ADDITIONS DURING THE YEAR</b>				
	Charged or (credited) to account:				
2	7160 Other Operating Gains and Losses				
3	7300 Non-operating Income				
4	6563.1 Amortization Expense		\$ 3,604		
	- Capitalized leases				
5	6563.2 Amortization Expense				
	- Leasehold				
	Improvements				
6	6564 Amortization Expense				
	- Intangible				
7	6565 Amortization Expense - Other				
	Other Accounts (specify):				
	7360-Nonoperating Income				
8					
9					
10					
11	Total additions during the Year	\$ -	\$ 3,604	\$ -	\$ -
	<b>CLEARANCES DURING THE YEAR</b>				
	Clearance for account:				
12	2005 Telecom. Plant Adjustment				
13	2681 Capital Leases				
14	2682 Leasehold Improvements				
15					
	Other Accounts (specify):				
16					
17					
18					
19	Total clearances during the year	\$ -	\$ -	\$ -	\$ -
20	Balance at end of year	\$ -	\$ 22,700	\$ -	\$ -

**BASIS OF ANNUAL AMORTIZATION CHARGES**

**B-16. STATEMENT OF CASH FLOWS**

1. Report below by source the amounts applicable to increase and decrease in cash and cash equivalents for the year.
2. For all compound amounts reported, a separate schedule is to be prepared with detail breakdown indicating applicable balance sheet accounts and amounts

Line No.	Description of Item (a)	Amount (b)	Amount (c)
	Increase/(Decrease) in Cash and Cash Equivalents		
	Cash flows from Operating Activities:		
1	Net Income		\$ 8,827
	Adjustments to Reconcile Net Income to Net Cash Provided by Operating Activities:		
2	Depreciation and Amortization	\$ 207,146	
3	Provision for Losses for Accounts Receivable		
4	Deferred Income Taxes - Net		
5	Unamortized ITC - Net		
6	Allowance for Funds Used During Construction		
7	Net Change in Operating Receivables	\$ (19,597)	
8	Net Change in Materials, Supplies and Inventories	\$ (138)	
9	Net Change in Operating Payables and Accrued Liabilities	\$ (15,974)	
10	Net Change in Other Assets and Deferred Charges		
11	Net Change in Other Liabilities and Deferred Credits		
12	Other (explained)		
13	Total Adjustments		\$ 171,437
14	Net Cash provided by (used in) Operating Activities	XXXXXXXXXX	\$ 180,264

**B-16. STATEMENT OF CASH FLOWS (Continued)**

Line No.	Description of Item (a)	Amount (b)	Amount (c)
	Total from preceding page	XXXXXXXXXX	\$ 180,264
	Cash Inflows (Outflows) from Investing Activities	XXXXXXXXXX	
15	Construction/Acquisition for Property, Plant and Equipment (Net of Allowance of funds, Used During Construction and Capital Lease Related Acquisitions)	\$ (164,610)	
16	Proceeds from Disposals of Property, Plant and Equipment		
17	Investments in and Advances in Affiliates	\$ (76,399)	
18	Proceeds from Repayment of Advances		
19	Other Investing Activities (explained)		
20	Net Cash Provided by (Used In) Investing Activities	XXXXXXXXXX	\$ (241,009)
	Cash flows from Financing Activities	XXXXXXXXXX	
21	Net Increase/Decrease in Short-Term Debt with Original Maturities of Three Months or Less	XXXXXXXXXX	
22	Advances from Affiliates		
23	Repayment of Advances form Affiliates		
24	Proceeds from Long-Term Debt		
25	Repayment of Long-Term Debt		
26	Payment of Capital Lease Obligations		
27	Proceeds from Issuing Common Stock/Equity Investment for Parent		
28	Repurchase of Treasury Shares		
29	Dividends Paid		
30	Other Financing Activities (explained)		
	Repurchase of Preferred Stock		
31	Net Cash Provided by Financing Activities	XXXXXXXXXX	\$ -
32	Effect of Exchange Rate Changes on Cash	XXXXXXXXXX	
		XXXXXXXXXX	
33	Net Increase/(Decrease) in Cash and Cash Equivalents	XXXXXXXXXX	\$ (60,745)
		XXXXXXXXXX	
34	Cash and Cash Equivalents at Beginning of Period	XXXXXXXXXX	\$ 355,288
		XXXXXXXXXX	
35	Cash and Cash Equivalents at End of Period	XXXXXXXXXX	\$ 294,543

Notes:

**B-17. RECEIVABLES AND INVESTMENTS - AFFILIATED AND NONAFFILIATED COMPANIES**

1. Respondents shall name the affiliated company in column (a) and for each account identified in columns (b) through (j), disclose the account balances attributable to affiliate at the close of the calendar year covered by the report.
2. Respondents shall report in the aggregate for each account identified in column (b) through (i) and column (k) receivables and investments in nonaffiliated companies. For the purpose of this schedule, nonaffiliated companies shall include any company in which the respondent has an ownership interest which does not meet the definition of an affiliated company set out in PART Puc 409 Uniform System of Accounts for Telecommunications Companies. This schedule shall not include telecommunications accounts receivable from customers.

Line No.	Name (a)	Account 1160 Investment (b)	Account 1180 Telecom. Receivable (c)	Account 1181 Accts. Receivable Allowance (d)	Account 1190.1 Account 1190.2 Receivable (e)	Account 1191 Accounts Allowance-Other (f)
1	Affiliated Companies:					
2	World Surfer				\$ 446	
3						
4						
5						
6						
7						
8						
9						
10						
11						
12						
13						
14						
15						
16						
17						
18						
19	Total Affiliate Balance	\$ -	\$ -	\$ -	\$ 446	\$ -
20						
21	Nonaffiliated Investments:					
22	RTB Class C Stock					
23						
24						
25						
26						
27						
28	Telco Accounts Receivable		\$ 68,014		\$ 75,681	\$ (1,000)
29						
30	Other A/R - General:					
31						
32						
33						
34						
35						
36						
37						
38						
39						
40	Total Nonaffiliated Balance	\$ -	\$ 68,014	\$ -	\$ 75,681	\$ (1,000)

**B-17. RECEIVABLES AND INVESTMENTS - AFFILIATED AND NONAFFILIATED COMPANIES (cont.)**

3. For each affiliate named in column (a) enter in column (l) the following codes which reflect the nature of the receivable or investment.

"A-1" Stock of active telephone companies; "A-2" Stocks for inactive telephone companies; "A-3" Stocks of other companies; "B" Long-term securities owned; "C" Investment advances; "D" Other. Each of the required classifications and totals for each code shall be shown on a separate line. (An inactive company is one which has been practically absorbed in a controlling company, and which neither operates property nor administers its financial affairs; if it maintains an organization, it does so only for the purpose of complying with legal requirements and maintaining title to property or franchises.)

Line No.	Account 1200.1 Account 1200.2 Notes (g)	Account 1201 Notes Receivable (h)	Account 1210 Int. & Div. (i)	Account 1401 Investments in Affiliated (j)	Account 1402 Investments in Nonaffiliated (k)	Class (l)
1						
2				\$ 76,399		
3						
4						
5						
6						
7						
8						
9						
10						
11						
12						
13						
14						
15						
16						
17						
18						
19	\$ -	\$ -	\$ -	\$ 76,399	\$ -	
20						
21						
22						
23						
24						
25						
26						
27						
28						
29						
30						
31						
32						
33						
34						
35						
36						
37						
39						
40	\$ -	\$ -	\$ -	\$ -	\$ -	

<b>B-18. OTHER PREPAYMENTS (Account 1330)</b>		
1. Identify and report below end of year balances for all prepayments included in account 1330.		
Line No.	Description (b)	Year End Balance (c)
1	Other Prepayment	\$ 91
2		
3		
4		
5		
6		
7		
8		
9		
10		
11		
12		
13		
14		
15		
16		
17		
18		
19		
20		
21		
22		
23		
24		
25		
26		
27		
28		
29		
30		
31		
32		
33		
34		
35		
36		
37		
38		
39	Total	\$ 91

**B-19. OTHER CURRENT ASSETS (Account 1350)**

1. Identify and report below end of year balances for each other current assets included in account 1350.

Line No.	Description (b)	Year End Balance (c)
1	NONE	
2		
3		
4		
5		
6		
7		
8		
9		
10		
11		
12		
13		
14		
15		
16		
17		
18		
19		
20		
21		
22		
23		
24		
25		
26		
27		
28		
29		
30		
31		
32		
33		
34		
35		
36		
37		
38		
39	Total	\$ -

**B-20. SINKING FUNDS (Account 1408)**

1. Report below balances at end of year of each sinking fund maintained during the year.
2. Explain for each fund any deductions other than withdrawals for the purpose for which the fund was created.
3. If the trustee of any fund is an associated company, give name of such associated company.
4. If assets other than cash comprise any fund, furnish a list of the securities or other assets, giving interest or dividend rate of each, cost to respondent, number of shares or principal amount, and book cost at end of year.

Line No.	Account No. (a)	Name of Fund and Trustee if any (b)	Year End Balance (c)
1		NONE	
2			
3			
4			
5			
6			
7			
8			
9			
10			
11			
12			
13			
14			
15			
16			
17			
18			
19			
20			
21			
22			
23			
24			
25			
26			
27			
28			
29			
30			
31			
32			
33			
34			
35			
36			
37			
38			
39		Total	\$ -

**B-21. OTHER NONCURRENT ASSETS (Account 1410)**

1. Identify and report below balances at end of year for each noncurrent asset included in account 1410.

Line No.	Account No. (a)	Description (b)	Year End Balance (c)
1		NONE	
2			
3			
4			
5			
6			
7			
8			
9			
10			
11			
12			
13			
14			
15			
16			
17			
18			
19			
20			
21			
22			
23			
24			
25			
26			
27			
28			
29			
30			
31			
32			
33			
34			
35			
36			
37			
38			
39		Total	\$ -

**B-22. DEFERRED CHARGES (Accounts 1438, 1439)**

1. Respondents shall disclose in separate sections for Accounts 1438 and 1439, the amounts deferred for each item amounting individually to \$500 or more.
2. Any balancing amount applicable to each account shall be shown on the line Aggregate of All Other Items, which is the line immediately preceding the total line for each account.

Line No.	Description of Item (a)	Amount at end of the Year (b)
1	Account 1438	
2		
3		
4		
5		
6		
7		
8		
9		
10		
11		
12		
13		
14		
15		
16		
17		
18	Aggregate of All Other Items	
19		
20		<b>Total</b> \$ -
21	Account 1439	
22	Deferred Charges - LNP	\$ 6,198
23		
24		
25		
26		
27		
28		
29		
30		
31		
32		
33		
34		
35		
36		
37		
38	Aggregate of All Other Items	
39		
40		<b>Total</b> \$ 6,198

**B-23. UNAMORTIZED DEBT ISSUANCE EXPENSE (Account 1407)**

1. Report under applicable subheading the particulars of Unamortized Issuance Expense.
2. Show premium amount by enclosure in parentheses.
3. In column (b) show the principal amount of bonds or other long term debt original issued.
4. In column (c) show the expense, associated with the issuance and sale of evidence of debt.
5. Explain any debits and credits other than amortization debited to Account 7530, Amortization of Debt Issuance Expense.

Line No.	Designation of Long Term Debt (a)	Principal Amount of Securities (b)	Total debt Issuance Expense (c)	AMORTIZATION PERIOD		Balance Beginning of Year (f)	Debits During Year (g)	Charged to Account 7530 (h)	Balance end of Year (i)
				From (d)	To (e)				
1	NONE								\$ -
2									\$ -
3									\$ -
4									\$ -
5									\$ -
6									\$ -
7									\$ -
8									\$ -
9									\$ -
10									\$ -
11									\$ -
12									\$ -
13									\$ -
14									\$ -
15									\$ -
16									\$ -
17									\$ -
18	TOTALS	\$ -	\$ -			\$ -	\$ -	\$ -	\$ -

**B-24. LONG-TERM DEBT (Accounts 4210, 4260 AND 4270)**

1. Respondent shall disclose in account number order in column (a) a description of the long-term obligation, including those maturing in the coming year.
2. In column (b), (c), and (d), respectively, respondents shall enter the nominal date if issue, the date of maturity and the face amount outstanding.
3. In column (c), respondent shall enter the amount of unamortized premium or discount.
4. In column (f) and (g), respectively, the respondents shall enter the state rate and the yield rate.
5. In column (h) and (i), respectively, respondents shall enter the current and long-term portions reduced or increased by any unamortized discount or premium as of the close of the calendar year and subtotaled.
6. In column (j) enter the amount of interest charged to account 7510 for each obligation.

Line No.	Description of Obligation (a)	Nominal Date of Issue (b)	Date of Maturity (c)	Face Amount Outstanding (d)	Unamortized Premium or Discount (e)	Stated Rate (f)	Yield Rate (g)	Short-Term Portion (h)	Long-Term Portion (i)	Account 7510 Interest on Funded Debt (j)
1	NONE									
2										
3										
4										
5										
6										
7										
8										
9										
10										
11										
12										
13										
14										
15										
16										
17										
18										
19										
20										
21										
22										
23										
24										
25										
26										
27										
28	Total			\$ -	\$ -			\$ -	\$ -	\$ -

**B-25. NOTES PAYABLE (Account 4020)**

1. In column (a) respondents shall list name of creditor, specify whether non affiliate or affiliate.
2. In column (b) describe type of indebtedness, notes, draft and other evidences of indebtedness.
3. In column (c), (d), (e) and (f) respectively, respondents shall enter the date of issue, date of maturity, amount at end of year and the interest rate per annum.
4. In column (g) indicate the amount of interest charged to account 7540 for each transaction.

Line No.	Name of Creditor (a)	Description of Transaction (b)	Date of Issue (c)	Date of Maturity (d)	Amount at End of the Year (e)	Interest Rate Per Annum (f)	Interest Expense Acct 7540 (g)
1	NONE				\$ -		
2							
3							
4							
5							
6							
7							
8							
9							
10							
11							
12							
13							
14							
15							
16							
17							
18							
19	Aggregate of all other items					XXX	
20	Total				\$ -	XXX	\$ -

**B-26. ACCOUNTS PAYABLE (Accounts 4010, 4120 and 4130)**

In separate sections of column (a) for payables to affiliates and for other accounts payable, respondents shall identify in the respective sections the name of each affiliate creditor, and the name of each other creditor with the ten largest payables in excess of \$10,000.

Line No.	Description of Item (a)	Amount at end of the Year (b)
<b>Account 4010 Accounts Payable</b>		
1	Data East	\$ 13,574
2	NextGen	\$ 14,868
3	LICT	\$ 38,790
4		
5		
6		
7		
8		
9		
10	Aggregate of all other items	\$ 31,456
		\$ 98,688
<b>Account 4120 Other Accrued Liabilities</b>		
11	Accrued Audit - LICT	\$ 26,424
12	NECA accrual	\$ 14,467
13	Accrued Vacation	\$ 12,222
14		
15		
16		
17		
18		
19		
20	Aggregate of all other items	\$ 2,000
	<b>Total</b>	<b>\$ 55,113</b>
<b>Account 4130 Other Current Liabilities</b>		
21		
22		
23		
24		
25		
26		
27		
28		
29		
30	Aggregate of all other items	\$ (406)
	<b>Total</b>	<b>\$ (406)</b>

**B-29. OTHER LONG-TERM LIABILITIES (Account 4310)**

1. Respondents shall disclose the data for each item in the account amounting individually to \$10,000 or more.
2. Respondents shall disclose remaining amounts in the aggregate.

Line No.	Description of Item (a)	Amount at End of the Year (b)
1	NONE	
2		
3		
4		
5		
6		
7		
8		
9		
10		
11		
12		
13		
14		
15		
16		
17		
18		
19		
20		
21		
22		
23		
24		
25		
26		
27		
28		
29		
30		
31		
32		
33		
34		
35		
36		
37		
38		
39		
40		
41		
42		
43		
44		
45	Aggregate of All Other Items	
46	<b>Total</b>	\$ -

**B-30A. OTHER DEFERRED CREDITS (Accounts 4360)**

1. Respondents shall disclose the data for each item in the account amounting individually to \$10,000 or more.
2. Respondents shall disclose remaining amounts in the aggregate.

Line No.	Description of Item (a)	Amount at End of the Year (b)
1	NONE	
2		
3		
4		
5		
6		
7		
8		
9		
10		
11		
12		
13		
14		
15		
16		
17		
18		
19		
20		
21		
22		
23		
24		
25		
26		
27		
28		
29		
30		
31		
32		
33		
34		
35		
36		
37		
38		
39		
40		
41		
42		
43		
44	Aggregate of Balances in Clearing Accounts not Itemized Above	
45	Aggregate of All Other Items	
46	<b>Total</b>	\$ -

**B-30B. NET DEFERRED OPERATING INCOME TAXES (Accounts 4100 and 4340)**

1. In column (b) respondents shall provide the beginning balance for the year for each of the line items in column (a).
2. In columns (c) and (d) respondents shall provide the account numbers and amounts, respectively for current year deferrals.
3. In column (e) respondents shall provide the amounts for the current year amortizations.
4. In column (f) respondents shall provide the adjustments debits or (credit) made to the items in column (a) if the adjustment amounts to \$10,000 or more. Each adjustment shall also be explained at the bottom of this schedule.
5. In column (g) respondents shall provide the ending balance for the year.

Line No.	Particulars (a)	Balance at Beginning of Year (b)	Account (c)	Current Year Accrual (d)	Current Year Amortization (e)	Adjustments Debit or (Credit) (f)	Balance at End of Year (g)
	<b>PROPERTY RELATED</b>						
	<b>NET CURRENT OPERATING INCOME TAXES (Account 4100)</b>						
	Provision for Deferred Operating Income Taxes-Net						
1	Federal Income Taxes						\$ -
2	State and Local Income Taxes						\$ -
3	Total Net Current Operating Income Taxes (Account 4100)	\$ -	7250	\$ -	\$ -	\$ -	\$ -
	<b>NET NON-CURRENT OPERATING INCOME TAXES (Account 4340)</b>						
	Provision for Deferred Operating Income Taxes-Net						
4	Federal Income Taxes	\$ 33,358		\$ 4,615		\$ (750)	\$ 38,723
5	State and Local Income Taxes	\$ 2,032		\$ 544		\$ 544	\$ 2,032
6	Total Net Non-Current Operating Income Taxes (Account 4340)	\$ 35,390	7250	\$ 5,159	\$ -	\$ (206)	\$ 40,755
7	<b>TOTAL PROPERTY RELATED DEFERRED OPERATING INCOME TAXES</b>	\$ 35,390		\$ 5,159	\$ -	\$ (206)	\$ 40,755
	<b>NONPROPERTY RELATED</b>						
	<b>NET CURRENT OPERATING INCOME TAXES (Account 4100)</b>						
	Provision for Deferred Operating Income Taxes-Net						
8	Federal Income Taxes						\$ -
9	State and Local Income Taxes						\$ -
10	Total Net Current Operating Income Taxes (Account 4100)	\$ -	7250	\$ -	\$ -	\$ -	\$ -
	<b>NET NON-CURRENT OPERATING INCOME TAXES (Account 4340)</b>						
	Provision for Deferred Operating Income Taxes-Net						
11	Federal Income Taxes						\$ -
12	State and Local Income Taxes						\$ -
13	Total Net Non-Current Operating Income Taxes (Account 4340)	\$ -	7250	\$ -	\$ -	\$ -	\$ -
14	<b>TOTAL NONPROPERTY RELATED DEFERRED OPERATING INCOME TAXES</b>	\$ -		\$ -	\$ -	\$ -	\$ -
15	<b>TOTAL DEFERRED OPERATING INCOME TAXES</b>	\$ 35,390		\$ 5,159	\$ -	\$ (206)	\$ 40,755

**B-30C. NET DEFERRED NON-OPERATING INCOME TAXES (Accounts 4110 and 4350)**

1. In column (b) respondents shall provide the beginning balance for the year for each of the line items in column (a).
2. In columns (c) and (d) respondents shall provide the account numbers and amounts, respectively for current year deferrals.
3. In column (e) respondents shall provide the amounts for the current year amortizations.
4. In column (f) respondents shall provide the adjustments debits or (credit) made to the items in column (a) if the adjustment amounts to \$10,000 or more. Each adjustment shall also be explained at the bottom of this schedule.
5. In column (g) respondents shall provide the ending balance for the year.

Line No.	Particulars (a)	Balance at Beginning of Year (b)	Account (c)	Current Year Accrual (d)	Current Year Amortization (e)	Adjustments Debit or (Credit) (f)	Balance at End of Year (g)
	<b>PROPERTY RELATED</b>						
	<b>NET CURRENT NON-OPERATING INCOME TAXES (Account 4110)</b>						
	Provision for Deferred Non-Operating Income Taxes-Net						
1	Federal Income Taxes		7450				\$ -
2	State and Local Income Taxes		7450				\$ -
	Deferred Income Tax Effect of Extraordinary Items-Net						
3	Federal Income Taxes		7640				\$ -
4	State and Local Income Taxes		7640				\$ -
5	Total Net Current Non-Operating Income Taxes (Account 4110)	\$ -		\$ -	\$ -	\$ -	\$ -
	<b>NET NONCURRENT NON-OPERATING INCOME TAXES (Account 4350)</b>						
	Provision for Deferred Non-Operating Income Taxes-Net						
6	Federal Income Taxes		7450				\$ -
7	State and Local Income Taxes		7450				\$ -
	Deferred Income Tax Effect of Extraordinary Items-Net						
8	Federal Income Taxes		7640				\$ -
9	State and Local Income Taxes		7640				\$ -
10	Total Net Noncurrent Non-Operating Income Taxes (Account 4350)	\$ -		\$ -	\$ -	\$ -	\$ -
11	<b>TOTAL PROPERTY RELATED DEFERRED NON-OPERATING INCOME TAXES</b>	\$ -		\$ -	\$ -	\$ -	\$ -

**B-30C. NET DEFERRED NON-OPERATING INCOME TAXES (Accounts 4110 and 4350) (continued)**

Line No.	Particulars (a)	Balance at Beginning of Year (b)	Account (c)	Current Year Accrual (d)	Current Year Amortization (e)	Adjustments Debit or (Credit) (f)	Balance at End of Year (g)
<b>NONPROPERTY RELATED</b>							
<b>NET CURRENT NON-OPERATING INCOME TAXES (Account 4110)</b>							
	Provision for Deferred Non-Operating Income Taxes-Net						
12	Federal Income Taxes		7450				\$ -
13	State and Local Income Taxes		7450				\$ -
	Deferred Income Tax Effect of Extraordinary Items-Net						
14	Federal Income Taxes		7640				\$ -
15	State and Local Income Taxes		7640				\$ -
16	Total Net Current Non-Operating Income Taxes (Account 4110)	\$ -		\$ -	\$ -	\$ -	\$ -
<b>NET NONCURRENT NON-OPERATING INCOME TAXES (Account 4350)</b>							
	Provision for Deferred Non-Operating Income Taxes-Net						
17	Federal Income Taxes		7450				\$ -
18	State and Local Income Taxes		7450				\$ -
	Deferred Income Tax Effect of Extraordinary Items-Net						
19	Federal Income Taxes		7640				\$ -
20	State and Local Income Taxes		7640				\$ -
21	Total Net Noncurrent Non-Operating Income Taxes (Account 4350)	\$ -		\$ -	\$ -	\$ -	\$ -
22	<b>TOTAL NONPROPERTY RELATED DEFERRED NON-OPERATING INCOME TAXES</b>	\$ -		\$ -	\$ -	\$ -	\$ -

**B-31. RETAINED EARNINGS (Account 4550)**

1. List all reserves or appropriations of retained earnings and provide an explanation for any charges that have taken place in these reserves.

Line No.	(a)	Amount at End of Year (b)
1	Retained Earnings - Reserved - Balance January 1, 2008	
2	Current Year Changes	
3	Retained Earnings - Reserved - Balance December 31, 2008	\$ -
4		
5	Retained Earnings - Unreserved - Balance January 1, 2008	\$ 817,618
7	Net Income From Schedule B-11	\$ 8,827
8	Other Increases (Itemize)	
9	Total Increases to Retained Earnings	\$ 8,827
10		
11	Net Loss From Schedule B-11	
12	Dividends Declared (Schedule B-32)	\$ -
13	Other Decreases (Itemize)	
14	Total Decreases to Retained Earnings	\$ -
15	Retained Earnings - Unreserved - Balance December 31, 2008	\$ 826,444
16	Retained Earnings - Total - Balance December 31, 2008	\$ 826,444

Other Increases and Decreases:

**B-32. DIVIDENDS DECLARED (Account 4560)**

1. If a dividend was payable in a form other than cash, please provide details below.

Line No.	Class of Stock (a)	Date Declared (b)	Date Payable (c)	Number of Shares on Which Declared (d)	Dividend Per Share (e)	Amount of Dividends Declared (f)
1	<u>Dividends Declared:</u> NONE					\$ -
2						\$ -
3						\$ -
4						\$ -
	Total Dividends Declared (to Schedule B-31)					\$ -

Provide details about non-cash dividends.

5

**B-33. CAPITAL STOCK, ADDITIONAL PAID-IN-CAPITAL AND TREASURY STOCK (Accounts 4510.1, 4510.2, 4520, 4530.1, 4530.2)**


1. Beginning with common stock, respondents shall enter the class of stock and a description of any pertinent details such as differences in voting rights, preferences as to dividends or assets, pledges, etc.
2. Respondents shall provide the information specified in column headings (b) through (h) and note any other pertinent information at the bottom of the schedule.

Line No.	Class and Description of Capital (a)	Par or Stated Value Amount (b)	Number of Shares Authorized (c)	Amount of Stock Issued and Outstanding (d)	Additional Paid In Capital Account 4520 (e)	Total (Col. (d)&(e)) (f)	Number of Shares of Treasury Stock (g)	Amount in Treasury Stock Account 4530.1 & 4530.2 (h)
1	Common	No Par	300	\$ 168,000	\$ 100,414	\$ 268,414		
2						\$ -		
3						\$ -		
4						\$ -		
5						\$ -		
6						\$ -		
7						\$ -		
8						\$ -		
9						\$ -		
10						\$ -		
11						\$ -		
12						\$ -		
13						\$ -		
14						\$ -		
15						\$ -		
16						\$ -		
17						\$ -		
18						\$ -		
19						\$ -		
20	<b>Total</b>	\$ -		\$ 168,000	\$ 100,414	\$ 268,414		\$ -

<b>I-34. OPERATING REVENUES</b>			
(a)			
Line No.	Item	Amount for the Current Year (b)	Increase Over Preceding Year (c)
<b>LOCAL NETWORK REVENUES</b>			
1	5001 Basic Area Revenue	\$ 214,413	\$ 2,922
2	5002 Optional Extended Area Revenue		\$ -
3	5003 Cellular Mobile Revenue		\$ -
4	5004 Other Mobile Services Revenue		\$ -
5	5010 Public Telephone Revenue		\$ -
6	5040 Local Private Line Revenue	\$ 4,254	\$ 1,503
7	5050 Customer Premises Revenue		\$ -
8	5060 Other Local Exchange Revenue	\$ 3,567	\$ (703)
9	Total Local Network Services Revenues	\$ 222,234	\$ 3,722
<b>NETWORK ACCESS SERVICES REVENUES</b>			
10	5081 End User Revenue	\$ 138,912	\$ 3,164
11	5082 Switched Access Revenue	\$ 506,261	\$ (11,621)
12	5083 Special Access Revenue	\$ 9,632	\$ (74,821)
13	5084 State Access Revenue	\$ 174,698	\$ 81,656
14	Total Network Access Services Revenue	\$ 829,503	\$ (1,622)
<b>LONG DISTANCE NETWORK SERVICES REVENUES</b>			
15	5100 Long Distance Message Revenue		\$ -
16	5120 Long Distance Private Network Revenue		\$ -
17	5160 Other Long Distance Revenue		\$ -
18	5169 Other Long Distance Revenue Settlements	\$ (11,411)	\$ (11,411)
19	Total Long Distance Network Services Revenues	\$ (11,411)	\$ (11,411)
<b>MISCELLANEOUS REVENUES</b>			
20	5230 Directory Revenue		\$ -
21	5240 Rent Revenue		\$ -
22	5250 Corporate Operations Revenue		\$ -
23	5260 Miscellaneous Revenue		\$ (127)
24	5270 Carrier Billing and Collection Revenue	\$ 16,887	\$ (1,416)
25	Total Miscellaneous Revenues	\$ 16,887	\$ (1,543)
<b>UNCOLLECTIBLE REVENUES</b>			
26	5301 Uncollectible Revenue - Telecommunications		\$ -
27	5302 Uncollectible Revenue - Other		\$ -
28	Total Uncollectible Revenues	\$ -	\$ -
29	TOTAL Operating Revenues	\$ 1,057,213	\$ (10,854)

**I-34A. INCREASE OR DECREASE IN OPERATING REVENUES**


Give explanation of all operating revenue accounts, over \$500, that have increased or decreased 10% or more over the prior year.



<b>I-35. OPERATING EXPENSES</b>			
Line No.	Item (a)	Amount for the Current Year (b)	Increase Over Preceding Year (c)
<b>PLANT SPECIFIC OPERATIONS EXPENSES</b>			
1	6112 Motor Vehicle Expense	\$ 8,352	\$ 3,151
2	6115 Garage Work Equipment Expense		\$ -
3	6116 Other Work Equipment Expense	\$ -	\$ -
4	6121 Land and Building Expense	\$ 21,824	\$ 3,597
5	6122 Furniture and Artworks Expense	\$ -	\$ -
6	6123 Office Equipment Expense	\$ 5,468	\$ (1,456)
7	6124 General Purpose Computers Expense	\$ 3,659	\$ (892)
8	6211 Analog Electronic Expense		\$ -
9	6212 Digital Electronic Expense	\$ 218,403	\$ 73,412
10	6215 Electro-Mechanical Expense		\$ -
11	6220 Operators System Expense		\$ -
12	6230 Central Office Transmission Expense	\$ 43,569	\$ (21,646)
13	6311 Station Apparatus Expense	\$ 671	\$ 671
14	6341 Large Private Branch Exchange Expense		\$ -
15	6351 Public Telephone Terminal Equipment Expense		\$ -
16	6362 Other Terminal Equipment Expense		\$ (1,462)
17	6411 Pole Expense	\$ 2,856	\$ -
18	6421 Aerial Cable Expense	\$ 5,786	\$ (159)
19	6422 Underground Cable Expense	\$ 24,660	\$ (4,872)
20	6423 Buried Cable Expense	\$ 5,643	\$ (217)
21	6424 Submarine Cable Expense		\$ -
22	6426 Intrabuilding Network Cable Expense		\$ -
23	6431 Aerial Wire Expense	\$ -	\$ -
24	6441 Conduit Systems Expense		\$ -
25	Total Plant Specific Operations Expense	\$ 340,891	\$ 50,127
<b>PLANT NONSPECIFIC OPERATIONS EXPENSE</b>			
26	6511 Property Held for Future Telecommunications Use Expense		\$ -
27	6511 Provisioning Expense		\$ -
28	6530 Network Operations Expense	\$ 31,165	\$ (15,120)
29	6540 Access Expense	\$ 15,377	\$ 1,060
30	6561 Depreciation Expense-Telecommunications Plant in Service	\$ 207,146	\$ 27,934
31	6562 Depreciation Expense-Property Held for Future Telecommunications Use		\$ -
32	6563.1 Amortization Expense-Capital Leases		\$ -
33	6563.2 Amortization Expense-Leaseholds		\$ (3,604)
34	6564 Amortization Expense-Intangible		\$ -
35	6565 Amortization Expense-Other		\$ -
36	Total Plant Nonspecific Operations Expense	\$ 253,688	\$ 10,270
<b>CUSTOMER OPERATIONS EXPENSE</b>			
37	6610 Marketing	\$ -	\$ -
38	6620 Service	\$ 78,897	\$ 2,005
39	Total Customer Operations Expense	\$ 78,897	\$ 2,005
<b>CORPORATE OPERATIONS EXPENSE</b>			
40	6710 Executive and Planning	\$ 131,654	\$ 20,614
41	6720 General and Administrative	\$ 352,297	\$ 43,195
42	6790 Provision for Uncollectible Notes Receivable		\$ -
43	Total Corporate Operations Expense	\$ 483,951	\$ 63,809
44	TOTAL Operating Expense	\$ 1,157,427	\$ 126,211

**I-35A. INCREASE OR DECREASE IN OPERATING EXPENSES**

Give explanation of all operating expense accounts, over \$500, that have increased or decreased 10% or more over the prior year.



<b>I-35B. CUSTOMER OPERATIONS EXPENSE (Account 6610 and 6620) CORPORATE OPERATIONS EXPENSE (Account 6710 and 6720)</b>			
Line No.	Item (a)	Amount for the Current Year (b)	Increase Over Preceding Year (c)
<b>CUSTOMER OPERATIONS EXPENSE</b>			
<b>Marketing</b>			
1	6611 Product Management		\$ -
2	6612 Sales		\$ -
3	6613 Product Advertising		\$ -
4	Total Marketing Expense-Account 6610	\$ -	\$ -
<b>Services</b>			
5	6621 Call Completion Services		\$ (1,373)
6	6622 Number Services	\$ 128	\$ (301)
7	6623 Customer Services	\$ 78,769	\$ 3,679
8	Total Service-Account 6620	\$ 78,897	\$ 2,005
<b>CORPORATE OPERATIONS EXPENSE</b>			
<b>Executive and Planning</b>			
9	6711 Executive	\$ 112,625	\$ 2,625
10	6712 Planning	\$ 19,029	\$ 17,989
11	Total Executive and Planning-Account 6710	\$ 131,654	\$ 20,614
<b>General and Administrative</b>			
12	6721 Accounting and Finance	\$ 221,128	\$ (4,240)
13	6722 External Relations	\$ 19,065	\$ (2,100)
14	6723 Human Resources	\$ 11,553	\$ 9,003
15	6724 Information Management		\$ -
16	6725 Legal	\$ 43,625	\$ 38,863
17	6726 Procurement		\$ (3,673)
18	6727 Research and Development		\$ -
19	6728 Other General and Administrative	\$ 56,926	\$ 5,342
20	Total General and Administrative-Account 6720	\$ 352,297	\$ 43,195

I-36A. OTHER OPERATING TAXES (Account 7240)								
Line No.	Name of Government (a)	TYPE OF TAX						Total (h)
		(b)	(c)	(d)	(e)	(f)	(g)	
1	U.S. GOVERNMENT							\$ -
2								\$ -
3	State of New Hampshire							\$ -
4	State PUC Assessment	\$ 3,145						\$ 3,145
5	Annual Report & Franchise	\$ 100						\$ 100
6	FCC Regulatory Fee	\$ 482						\$ 482
7								\$ -
8								\$ -
9	Property Taxes:	\$ (1,497)						\$ (1,497)
10								\$ -
11								\$ -
12								\$ -
13								\$ -
14								\$ -
15								\$ -
16								\$ -
17								\$ -
18								\$ -
19								\$ -
20	<b>Total</b>	\$ 2,230	\$ -	\$ -	\$ -	\$ -	\$ -	\$ 2,230
21	Billed by Others							\$ -
22	Billed to Others							\$ -
23	Charged to Construction							\$ -
24								\$ -
25								\$ -
26								\$ -
27								\$ -
28								\$ -
29								\$ -
30								\$ -
31								\$ -
32								\$ -
33	<b>Total</b>	\$ -	\$ -	\$ -	\$ -	\$ -	\$ -	\$ -

**I-36B. PREPAID TAXES AND TAX ACCRUALS (account 1300, 4070 and 4080)**

1. Respondents shall disclose in column (b) the amount of prepaid taxes and in column (c) the amount of tax accruals at the beginning of the year and in column (d) other taxes accrued.
2. In column (d) respondents shall list the accounts charged and in column (e) the amount of taxes accrued during the year.
3. In column (f) respondents shall disclose the amount of taxes paid and in column (g) the adjustments with an explanation for each adjustment amounting to \$25,000 or more.
4. In succeeding columns, respondents shall disclose the balance at the end of the year for the prepaid taxes, income tax accruals and other taxes accrued.

Line No.	Particulars (a)	Balance at Beginning of the Year			Taxes Expensed During the Year		Taxes Paid	Adjustments	Balance at End of the Year		
		Prepaid Taxes (Acct. 1300) (b)	Income Taxes Accrued (Acct. 4070) (c)	Other Taxes Accrued (Acct. 4080) (d)	Account Charged (e)	Amount (f)	During the Year (g)	Debit or (Credit) (h)	Prepaid Taxes (Acct. 1300) (i)	Income Taxes Accrued (Acct. 4070) (j)	Other Taxes Accrued (Acct. 4080) (k)
1	Federal Income Taxes		\$ 34,980		7220	\$ (2,339)	\$ -	\$ 11,640		\$ 44,281	
2	Federal Income Taxes										
3	NH Business Profits Taxes			\$ 4,478	7240.22	\$ (6)	\$ 13,000	\$ 3,180			\$ (5,348.0)
4	NH Business Profits Taxes										
5	NHPUC Assessment										
6	Property Taxes										
7	Property Taxes										
8	Federal Excise Taxes			885	4080	9872	\$10,759	2			\$0
9	Communications Taxes			2852	4080.6	31034	\$33,836	-50			\$0
10	Other Taxes										
11											
12											
13											
14											
15											
16											
17											
18											
19											
20											
21											
22											
23											
24											
25											
26											
27											
28											
29											
30											
31											
32											
33	<b>Total</b>	\$ -	\$ 34,980	\$ 8,215		\$ 38,561	\$ 57,595	\$ 14,772	\$ -	\$ 44,281	\$ (5,348)

I-36C. NONOPERATING TAXES

Line No.	Description of Item (a)	Total	Federal	State	Local
1	Account 7410 Nonoperating Investment Tax Credits-Net	\$ -	NONE	NONE	
2	Account 7420 Nonoperating Federal Income Tax	\$ -			
3	Account 7430 Nonoperating State and Local Income Taxes	\$ -			
4	Account 7440 Nonoperating Other Taxes	\$ -			
5					
6					
7					
8					
9					
10	Account 7450 Provision for Deferred Nonoperating Income Taxes-Net	\$ -			
11					
12					
13					
14					
15					
16					
17					
18					
19					
20					
21					
22					
23					
24					
25					
26					
27					
28					
29					
30					
31					
32					
33					
34					
35					
36	<b>Total</b>	\$ -	\$ -	\$ -	\$ -

**I-36D. EXTRAORDINARY ITEMS (Accounts 7610, 7620, 7630, 7640)**

1. Give below a brief description of each item included in accounts 7610, Extraordinary Income Credits and 7620, Extraordinary Income Charges.
2. Give reference to Commission approval, including date of approval for extraordinary treatment of any item.
3. The Income tax effects relating to each extraordinary item should be listed in Column (c) and Column (d).

Line No.	Description of Item (a)	Gross Amount (b)	Account 7630 Current Income Tax Effect (c)	Account 7640 Provision for Deferred Income Tax Effect (d)
1	Account 7610 Extraordinary Income Credits			
2	NONE			
3				
4				
5				
6				
7				
8				
9				
10				
11				
12				
13				
14				
15	<b>TOTALS</b>	\$ -	\$ -	\$ -
16	Account 7620 Extraordinary Income Charges			
17	NONE			
18				
19				
20				
21				
22				
23				
24				
25				
26				
27				
28				
29				
30	<b>TOTALS</b>	\$ -	\$ -	\$ -
31	<b>Net Extraordinary Items</b>	\$ -	\$ -	\$ -

**I-37. NONOPERATING INCOME AND EXPENSE (Account 7300)**

Line No.	Item (a)	Amount for the Current Year (b)	Increase Over Preceding Year (c)
1	7310 Dividend Income		\$ -
2	7320 Interest Income	\$ 6,356	\$ (10,623)
3	7330 Income From Sinking and Other Funds		\$ -
4	7340 Allowance for Funds Used During Construction		\$ -
5	7350 Gains or Losses for the Disposition of Certain Property		\$ -
6	7355 Equity in Earnings of Affiliated Companies		\$ -
7	7360 Other Nonoperating Income	\$ 102,388	\$ 23,711
8	7370 Special Charges		\$ -
9	Total Nonoperating Income and Expenses	\$ 108,744	\$ 13,088

**I-38. OTHER OPERATING INCOME AND EXPENSE (Account 7100)**

Line No.	Item (a)	Amount for the Current Year (b)	Increase Over Preceding Year (c)
1	7110 Income from Custom Work		\$ -
2	7130 Return from Nonregulated Use of Regulated Facilities		\$ -
3	7140 Gains and Losses from Foreign Exchange		\$ -
4	7150 Gains and Losses from the Disposition of Land and Artwork		\$ -
5	7160 Other Operating Gains and Losses		\$ -
6	Total Other Operating Income and Expenses	\$ -	\$ -



**I-40. ADVERTISING**

1. Respondents shall disclose on line 1, the total amount charged to Account 6613, Product Advertising. Those costs shall include costs incurred in developing and implementing promotional strategies to stimulate the purchase of products and services.
2. Respondents shall disclose on line 2 the total amount of external relations expenditures to include cost to maintain relations with the government, regulators, other companies and the general public.
3. On line 3 respondents shall disclose the total costs incurred that are typically given special regulatory scrutiny for ratemaking purposes. These costs are presumed to be excluded from the cost of service in setting rates.

Line No.	Account No. (a)	Account Title (b)	Amount During the Year (c)
1	6613	Product Advertising	\$ -
2	6722	External Relations	\$ 19,065
3	7370	Special Charges	\$ -
4		Other (Specify):	
5			
6			
7			
8			
9			
10			
11			
12			
13			
14			
15			
16			
17			
18			
19			
20			
21			
22			
23			
24			
25			
26			
27			
28			
29			
30			
31			
32			
33			
34			
35			
36			
37			
38			
39		<b>Total</b>	<b>\$ 19,065</b>

**I-41. GENERAL SERVICES AND LICENSES**

1. Respondents shall enter in column (a) the name of the affiliate to whom respondents paid \$10,000 or more for services received under a license agreement, a general service contract, or other arrangement providing for the furnishing of general account, engineering,
2. Respondents shall describe in column (b) the type of service provided.

Line No.	Name of Affiliate (a)	Service Provided (b)	Amount (c)
1	Lynch Tel. Corp. IV*	Labor	\$ 75,000
2	Lynch Tel. Corp. IV*	Acct/Fin/Legal	\$ 15,120
3	Western New Mexico Telephone Co. *	Cost Study/Acct	\$ 32,000
4	LICT	Audit/reimburse legal/BOD/R&S withd	\$ 86,911
5			
6			
7			
8			
9			
10			
11			
12			
13			
14			
15			
16			
17			
18			
19			
20			
21			
22			
23			
24			
25			
26			
27			
28			
29			
30			
31			
32			
33			
34			
35			
36			
37			
38			
39			
40			
41			
42	Aggregate of All Other Amounts		
43		<b>Total</b>	<b>\$ 209,031</b>

**I-42. MEMBERSHIPS FEES AND DUES**

1. Respondents shall disclose in column (b) the number of organizations in column (c) the number of memberships and in column (d) amount paid for membership fees and dues for each line item in column (a).
2. Respondents shall specify in column (a) any other type of organization not provided for elsewhere on this schedule.

Line No.	Particulars (a)	NUMBER OF		Amount (d)
		Organization (b)	Memberships (c)	
	<b>EXPENDITURES CHARGED TO OPERATING EXPENSES</b>			
1	Associations of Telecommunications Companies,			
2	Trade, Technical and Professional Associations and			
3	Other Organizations (specify type):			
4		NHTA	1	\$ 1,800
5		TANE	1	\$ 1,500
6		ITPA	1	\$ 25
7		NTCA	1	\$ 1,975
8				
9				
10				
11				
12				
13				
14				
15	<b>Total</b>	-	4	\$ 5,300
16	<b>EXPENDITURES CHARGED TO SPECIAL CHARGES (ACCOUNT 7370)</b>			
17	Social and Athletic Clubs			
18	Service Clubs (Rotary, Kiwanis, etc.)			
19	Lobbying			
20	Charitable Contributions			
21	Membership Fees			
22	Penalties & Fines			
23	Abandoned Construction Projects			
24	Other (specify type):			
25				
26	Twin Mt. Police / Fire / Town Hall			\$ 225
27				
28				
29				
30				
31				
32				
33				
34				
35				
36				
37	<b>Total</b>	-	-	\$ 225

**I-43. DONATIONS OR PAYMENTS FOR SERVICES RENDERED BY PERSONS OTHER THAN EMPLOYEES**

1. Report for each service rendered (including materials furnished incidental to the service which are impracticable of separation) by recipient and in total the aggregate of all payments made during the year where the aggregate of all such payments to a recipient was \$5,000 or more including fees, retainers commissions, gifts, contributions, assessments, bonuses, subscriptions, allowances for expenses or any other form of payments for services or as donations. Payments to a recipient by two or more companies within a single system under a cost sharing or other joint arrangement shall be considered a single item for reporting in this schedule and shall be shown in the report of the principal company in the joint arrangement (as measured by gross operating revenues) with reference thereto in the reports of the other system companies in the joint arrangement.

Line No.	Name of Recipient (a)	Nature of Service (b)	Amount of Payment (c)
1	Advanta	Misc. purchases	\$ 31,182
2	AT&T	PARS, t-1's	\$ 42,554
3	AP Connections	Net Equalizers	\$ 5,230
4	Blue Ridge Advisory Services Group	Planning	\$ 19,029
5	B.W. Resort Mgt. Co., LLC	Rent	\$ 16,720
6	F. Chapman Consulting	Consulting Services	\$ 132,736
7	Central Office Systems	Equipment purchases	\$ 11,532
8	Connecticut River Bank	Taxes	\$ 58,982
9	Data East	Billing Services	\$ 45,615
10	Dunkirk & Fredonia Telephone Co.	Accounting	\$ 18,733
11	Embarq Logisitics	Misc. supplies	\$ 7,917
12	FairPoint	T-1's / LNP	\$ 10,367
13	Graybar	Misc. supplies	\$ 83,121
14	Hubert, Nancy	BOD / Consulting	\$ 23,300
15	LICT	BOD/audit/reimburse legal fees/R&S withdrawal	\$ 86,911
16	Lynch Tel. Corp. IV	Mgt / Admin fees	\$ 90,120
17	MG Trust	401K transfers	\$ 32,777
18	Network Innovations	T-1's	\$ 20,435
19	NextGen	Fiber run / mapping	\$ 10,763
20	Nortel Networks	DMS10 service and support	\$ 10,392
21	NTCA - Group Health	Health Insurance	\$ 39,911
22	State of NH	PUC assessment/CST/BET/UC/abandoned property/RR Cross	\$ 53,662
23	PSNH	Poles attachments / electricity	\$ 18,097
24	Randall Telecommunications	Labor/ Misc. projects	\$ 23,715
25	Single Digits	Service & support	\$ 5,145
26	Stephen P. St. Cyr + Assoc.	Accounting	\$ 8,674
27	UNUM	disability Ins.	\$ 5,448
28	USAC	Schools/Libraries/Rural Health/High Cost/Low Income	\$ 15,377
29	Western New Mexico Telephone Co.	Cost Study / Form I/ Misc. Accounting	\$ 32,000
30	World Surfer	BWTC AP	\$ 83,758
31			
32			
33			
34			
35			
36			
37			
38			
39			
40			
		<b>Total</b>	\$ 1,044,204

<b>S-1. SWITCHES AND ACCESS LINES IN SERVICE</b>					
Line No.	Description (a)	Total at End of Year			
		Electronic	Digital	Main Access Lines	
		(b)	(c)	Analog (d)	Digital (e)
<b>SWITCHES</b>					
1	Central Office Switches - List by exchange Bretton Woods - 278		1		934
2	Remote Switches				
3	Carrier Systems Total	0	1	0	934
<b>ACCESS LINES</b>					
<b><u>Access Lines In Service by Customer:</u></b>				<b>Total at End of Year</b>	
				<b>Analog</b> (b)	<b>Digital</b> (c)
4	Residential Access Lines				264
5	Multiparty				
6	Total Access Lines			0	264
7	Business Access Lines:				
8	Single Party				52
9	Basic Rate ISDN (2B+D)				
10	Primary Rate ISDN				
11	PBX Trunks				24
12	Centrex-CO Line Count				594
13	InWATS - Closed End				
14	Total Business Lines			0	670
15	Other Access Lines				
16	Radio Common Carrier (RCC) and Company Mobile				
17	Switched Access - FGA FX/ONAL				
18	Public Pay Stations				
19	Other				
20	Total Other Access Lines			0	0
21	Total Access Lines			0	934

<b>S-2. OUTSIDE PLANT STATISTICS - DISTRIBUTION/FEEDER</b>		
Line No.	Description (a)	Total at End of Year (b)
1	Miles of Aerial Wire	16.67
	<b>Aerial Cable</b>	
2	Miles of Sheath Copper	6.70
3	Miles of Wire in Cable	
4	Miles of Sheath Fiber	1.00
5	Miles of Fiber in Sheath	8.97
	<b>Underground Cable</b>	
6	Miles of Sheath Copper	9.00
7	Miles of Wire in Cable	
8	Miles of Sheath Fiber	0.25
9	Miles of Fiber in Sheath	
	<b>Buried Cable</b>	
10	Miles of Sheath Copper	13.00
11	Miles of Wire in Cable	
12	Miles of Sheath Fiber	
13	Miles of Fiber in Sheath	0.70
	<b>Submarine Cable</b>	
14	Miles of Sheath Copper	
15	Miles of Wire in Cable	
16	Miles of Sheath Fiber	
17	Miles of Fiber in Sheath	
	<b>Total Distribution/Feeder Cable</b>	
18	Miles of Sheath - Copper	
19	Miles of Sheath - Fiber	
20	Fiber Miles in Sheath - Lit	
21	Fiber Miles in Sheath - Deployed (Lit & Dark)	
	<b>Poles and Underground Conduit</b>	
22	Number of Poles	5.00
23	Underground Conduit- Trench Miles	9.25
24	Underground Conduit- Duct Miles	

<b>S-3. OUTSIDE PLANT STATISTICS - INTEROFFICE</b>		
Line No.	Description (a)	Total at End of Year (b)
1	Miles of Aerial Wire <b>Aerial Cable</b>	
2	Miles of Sheath Copper	
3	Miles of Wire in Cable	
4	Miles of Sheath Fiber	
5	Miles of Fiber in Sheath <b>Underground Cable</b>	
6	Miles of Sheath Copper	
7	Miles of Wire in Cable	
8	Miles of Sheath Fiber	
9	Miles of Fiber in Sheath <b>Buried Cable</b>	
10	Miles of Sheath Copper	
11	Miles of Wire in Cable	
12	Miles of Sheath Fiber	
13	Miles of Fiber in Sheath <b>Submarine Cable</b>	
14	Miles of Sheath Copper	
15	Miles of Wire in Cable	
16	Miles of Sheath Fiber	
17	Miles of Fiber in Sheath <b>Total Distribution/Feeder Cable</b>	
18	Miles of Sheath - Copper	
19	Miles of Sheath - Fiber	
20	Fiber Miles in Sheath - Lit	
21	Fiber Miles in Sheath - Deployed (Lit & Dark)	

<b>S-4. PENSION COST</b>			
Line No.	Item	Current Year (b)	Previous Year (c)
1	Accumulated Benefit Obligation		
2	Projected Benefit Obligation		
3	Fair Value of Plan Assets		
4	Discount Rate for Settlement of Liabilities		
5	Expected Long-Term Return on Assets		
	Net Periodic Pension Cost:		
6	Service Cost		
7	Interest Cost		
8	Return on Plan Assets		
9	Amortization of Transition Amount		
10	Amortization of Gains or Losses		
11	<b>Total</b>	\$ -	\$ -
12	Minimum Required Contribution		
13	Actual Contribution		
14	Maximum Amount Deductible		
15	Benefits Payments		
16	Pension Cost	\$ 20,047	\$ 23,663
17	Pension Cost Capitalized		
18	Accumulated Pension Asset (Liability) at Close of Year		
	Number of Company Employees:		
19	Covered and not Covered by Plan	\$ 6	
20	Active		4
21	Retired		2

